

CITY OF HAYWARD

Client Management Team

Monique Spyke

Managing Director
1 California Street Ste. 1000
San Francisco, CA 94111-5411
415-393-7270
spykem@pfmam.com

Robert Cheddar, CFA

Managing Director
213 Market Street
Harrisburg, PA 17101-2141
717-231-6202
cheddarr@pfmam.com

Contents

Cover/Disclosures
Summary Statement
Individual Accounts

Accounts included in Statement

35310000	CITY OF HAYWARD
35310001	CITY OF HAYWARD - SHORT TERM

CITY OF HAYWARD
DIRECTOR OF FINANCE
777 B ST.
HAYWARD, CA 94541

Online Access <https://www.pfmam.com> **Customer Service** 1-717-232-2723



Important Disclosures

Important Disclosures

This statement is for general information purposes only and is not intended to provide specific advice or recommendations. PFM Asset Management ("PFMAM") is a division of U.S. Bancorp Asset Management, Inc. ("USBAM"), a SEC-registered investment adviser. USBAM is direct subsidiary of U.S. Bank National Association ("U.S. Bank") and an indirect subsidiary of U.S. Bancorp. U.S. Bank is not responsible for and does not guarantee the products, services or performance of PFMAM. PFMAM maintains a written disclosure statement of our background and business experience. If you would like to receive a copy of our current disclosure statement, please contact Service Operations at the address below.

Proxy Voting PFMAM does not normally receive proxies to vote on behalf of its clients. However, it does on occasion receive consent requests. In the event a consent request is received the portfolio manager contacts the client and then proceeds according to their instructions. PFMAM's Proxy Voting Policy is available upon request by contacting Service Operations at the address below.

Questions About an Account PFMAM's monthly statement is intended to detail our investment advisory activity as well as the activity of any accounts held by clients in pools that are managed by PFMAM. The custodian bank maintains the control of assets and executes (i.e., settles) all investment transactions. The custodian statement is the official record of security and cash holdings and transactions. PFMAM recognizes that clients may use these reports to facilitate record keeping and that the custodian bank statement and the PFMAM statement should be reconciled and differences resolved. Many custodians use a settlement date basis which may result in the need to reconcile due to a timing difference.

Account Control PFMAM does not have the authority to withdraw funds from or deposit funds to the custodian outside the scope of services provided by PFMAM. Our clients retain responsibility for their internal accounting policies; implementing and enforcing internal controls and generating ledger entries or otherwise recording transactions.

Market Value Generally, PFMAM's market prices are derived from closing bid prices as of the last business day of the month as supplied by ICE Data Services. There may be differences in the values shown for investments due to accrued but uncollected income and the use of differing valuation sources and methods. Non-negotiable FDIC-insured bank certificates of deposit are priced at par. Although PFMAM believes the prices to be reliable, the values of the securities may not represent the prices at which the securities could have been bought or sold. Explanation of the valuation methods for a registered investment company or local government investment program is contained in the appropriate fund offering documentation or information statement.

Amortized Cost The original cost of the principal of the security is adjusted for the amount of the periodic reduction of any discount or premium from the purchase date until the date of the report. Discount or premium with respect to short term securities (those with less than one year to maturity at time of issuance) is amortized on a straightline basis. Such discount or premium with respect to longer term securities is amortized using the constant yield basis.

Tax Reporting Cost data and realized gains / losses are provided for informational purposes only. Please review for accuracy and consult your tax advisor to determine the tax consequences of your security transactions. PFMAM does not report such information to the IRS or other taxing authorities and is not responsible for the accuracy of such information that may be required to be reported to federal, state or other taxing authorities.

Financial Situation In order to better serve you, PFMAM should be promptly notified of any material change in your investment objective or financial situation.

Callable Securities Securities subject to redemption prior to maturity may be redeemed in whole or in part before maturity, which could affect the yield represented.

Portfolio The securities in this portfolio, including shares of mutual funds, are not guaranteed or otherwise protected by PFMAM, the FDIC (except for certain non-negotiable certificates of deposit) or any government agency. Investment in securities involves risks, including the possible loss of the amount invested. Actual settlement values, accrued interest, and amortized cost amounts may vary for securities subject to an adjustable interest rate or subject to principal paydowns. Any changes to the values shown may be reflected within the next monthly statement's beginning values.

Rating Information provided for ratings is based upon a good faith inquiry of selected sources, but its accuracy and completeness cannot be guaranteed.

Shares of some local government investment programs and TERM funds are marketed through representatives of USBAM's affiliate, U.S. Bancorp Investments, Inc. which is registered with the SEC as a broker/dealer and is a member of the Financial Industry Regulatory Authority ("FINRA") and the Municipal Securities Rulemaking Board ("MSRB"). You may reach the FINRA by calling the FINRA Hotline at 1-800-289-9999 or at the FINRA website address

<https://www.finra.org/investors/investor-contacts>. A brochure describing the FINRA Regulation Public Disclosure Program is also available from FINRA upon request.

Key Terms and Definitions

Dividends on local government investment program funds consist of interest earned, plus any discount ratably amortized to the date of maturity, plus all realized gains and losses on the sale of securities prior to maturity, less ratably amortization of any premium and all accrued expenses to the fund. Dividends are accrued daily and may be paid either monthly or quarterly. The monthly earnings on this statement represent the estimated dividend accrued for the month for any program that distributes earnings on a quarterly basis. There is no guarantee that the estimated amount will be paid on the actual distribution date.

Current Yield is the net change, exclusive of capital changes and income other than investment income, in the value of a hypothetical fund account with a balance of one share over the seven-day base period including the statement date, expressed as a percentage of the value of one share (normally \$1.00 per share) at the beginning of the seven-day period. This resulting net change in account value is then annualized by multiplying it by 365 and dividing the result by 7. The yields quoted should not be considered a representation of the yield of the fund in the future, since the yield is not fixed.

Average maturity represents the average maturity of all securities and investments of a portfolio, determined by multiplying the par or principal value of each security or investment by its maturity (days or years), summing the products, and dividing the sum by the total principal value of the portfolio. The stated maturity date of mortgage backed or callable securities are used in this statement. However the actual maturity of these securities could vary depending on the level or prepayments on the underlying mortgages or whether a callable security has or is still able to be called.

Monthly distribution yield represents the net change in the value of one share (normally \$1.00 per share) resulting from all dividends declared during the month by a fund expressed as a percentage of the value of one share at the beginning of the month. This resulting net change is then annualized by multiplying it by 365 and dividing it by the number of calendar days in the month.

YTM at Cost The yield to maturity at cost is the expected rate of return, based on the original cost, the annual interest receipts, maturity value and the time period from purchase date to maturity, stated as a percentage, on an annualized basis.

YTM at Market The yield to maturity at market is the rate of return, based on the current market value, the annual interest receipts, maturity value and the time period remaining until maturity, stated as a percentage, on an annualized basis.

Managed Account A portfolio of investments managed discretely by PFMAM according to the client's specific investment policy and requirements. The investments are directly owned by the client and held by the client's custodian.

Unsettled Trade A trade which has been executed however the final consummation of the security transaction and payment has not yet taken place.

In August 2024, PFMAM converted its portfolio accounting system from FIS Investment Accounting Manager to SS&C PORTIA. The new system has recalculated the amortized cost and yield to maturity at cost of each security, based upon original cost and settlement date. Some securities, including some factored securities and previously exchanged securities, are now on a modified amortization schedule as compared with that of the past. Where transfers have occurred between your portfolios we have returned their settlement dates to the settlement dates of the original purchases in order to minimize any impact to their amortization schedules.

Please review the detail pages of this statement carefully. If you think your statement is wrong, missing account information, or if you need more information about a transaction, please contact PFMAM within 60 days of receipt. If you have other concerns or questions regarding your account, or to request an updated copy of PFMAM's current disclosure statement, please contact a member of your client management team at PFMAM Service Operations at the address below.

PFM Asset Management
Attn: Service Operations
213 Market Street
Harrisburg, PA 17101

NOT FDIC INSURED NO BANK GUARANTEE MAY LOSE VALUE

Consolidated Summary Statement

CITY OF HAYWARD

Portfolio Summary		
Portfolio Holdings	Cash Dividends and Income	Closing Market Value
PFMAM Managed Account	674,421.77	276,714,111.58
Total	\$674,421.77	\$276,714,111.58

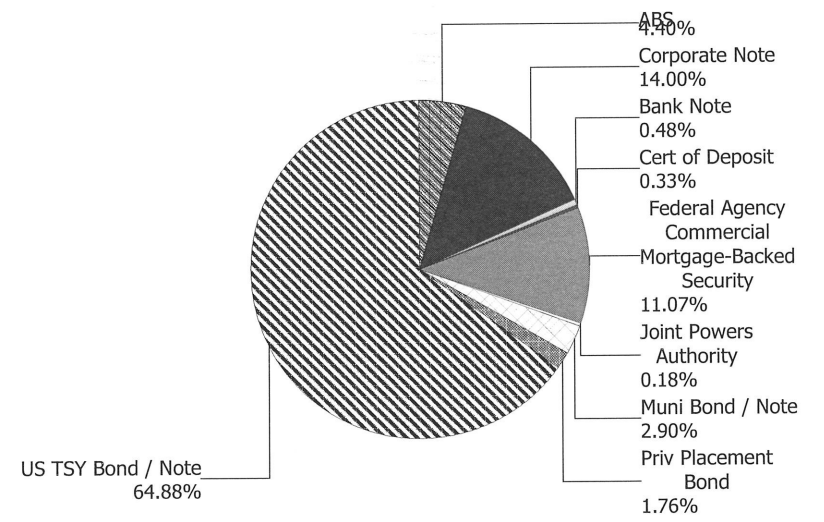
Investment Allocation		
Investment Type	Closing Market Value	Percent
Asset-Backed Security	12,183,283.01	4.40
Corporate Note	38,728,891.21	14.00
Bank Note	1,336,463.50	0.48
Certificate of Deposit	911,158.20	0.33
Federal Agency Commercial Mortgage-Backed Se	30,635,908.69	11.07
Joint Powers Authority	509,801.05	0.18
Municipal Bond / Note	8,034,951.22	2.90
Corporate Note	4,873,521.30	1.76
U.S. Treasury Bond / Note	179,500,133.40	64.88
Total	\$276,714,111.58	100.00%

Maturity Distribution (Fixed Income Holdings)

Portfolio Holdings	Closing Market Value	Percent
Under 30 days	5,328,832.23	1.93
31 to 60 days	0.00	0.00
61 to 90 days	4,886,992.65	1.77
91 to 180 days	8,324,856.40	3.01
181 days to 1 year	34,019,299.32	12.29
1 to 2 years	67,498,301.89	24.39
2 to 3 years	49,820,297.79	18.00
3 to 4 years	49,001,806.37	17.71
4 to 5 years	57,833,724.93	20.90
Over 5 years	0.00	0.00
Total	\$276,714,111.58	100.00%

Weighted Average Days to Maturity 917

Sector Allocation



Consolidated Summary Statement

For the Month Ending October 31, 2024

CITY OF HAYWARD

Account Number	Account Name	Opening Market Value	Purchases / Deposits	Redemptions / Sales / Maturities	Unsettled Trades	Change in Value	Closing Market Value	Cash Dividends and Income
35310000	CITY OF HAYWARD	229,204,015.06	19,887,966.67	(19,264,702.89)	484,784.78	(2,895,567.88)	227,416,495.74	557,744.15
35310001	CITY OF HAYWARD - SHORT TERM	49,206,100.92	14,755,328.06	(14,634,537.39)	0.00	(29,275.75)	49,297,615.84	116,677.62
Total		\$278,410,115.98	\$34,643,294.73	(\$33,899,240.28)	\$484,784.78	(\$2,924,843.63)	\$276,714,111.58	\$674,421.77

Managed Account Summary Statement

For the Month Ending **October 31, 2024**

CITY OF HAYWARD - 35310000

Transaction Summary - Managed Account

Opening Market Value	\$229,204,015.06
Maturities/Calls	(119,251.92)
Principal Dispositions	(19,145,450.97)
Principal Acquisitions	19,887,966.67
Unsettled Trades	484,784.78
Change in Current Value	(2,895,567.88)
Closing Market Value	\$227,416,495.74

Cash Transactions Summary - Managed Account

Maturities/Calls	0.00
Sale Proceeds	19,240,894.01
Coupon/Interest/Dividend Income	538,161.24
Principal Payments	119,251.92
Security Purchases	(19,897,965.67)
Net Cash Contribution	(341.50)
Reconciling Transactions	0.00

Earnings Reconciliation (Cash Basis) - Managed Account

Interest/Dividends/Coupons Received	633,604.28
Less Purchased Interest Related to Interest/Coupons	(9,999.00)
Plus Net Realized Gains/Losses	(65,861.13)
Total Cash Basis Earnings	\$557,744.15

Cash Balance

Closing Cash Balance **\$0.00**

Earnings Reconciliation (Accrual Basis)

Total

Ending Amortized Value of Securities	229,716,471.50
Ending Accrued Interest	1,426,604.11
Plus Proceeds from Sales	22,583,770.06
Plus Proceeds of Maturities/Calls/Principal Payments	119,251.92
Plus Coupons/Dividends Received	537,152.28
Less Cost of New Purchases	(23,727,515.90)
Less Beginning Amortized Value of Securities	(228,728,086.60)
Less Beginning Accrued Interest	(1,453,893.89)
Dividends	1,008.96
Total Accrual Basis Earnings	\$474,762.44



Portfolio Summary and Statistics

For the Month Ending October 31, 2024

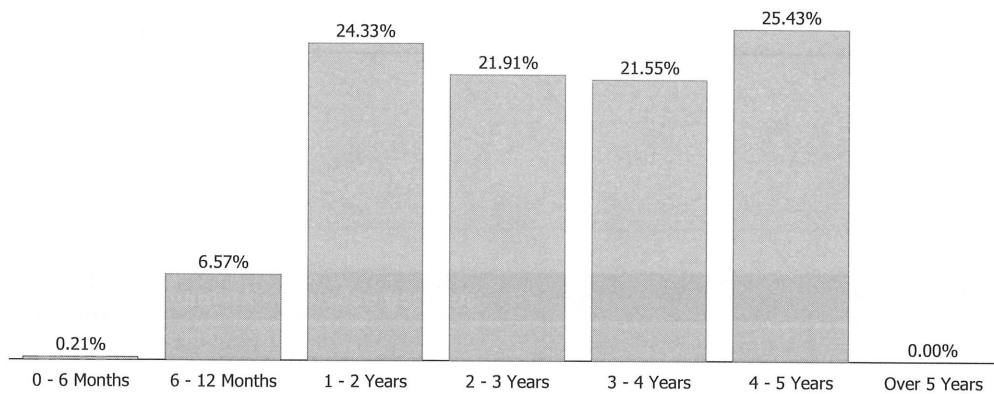
CITY OF HAYWARD - 35310000

Account Summary

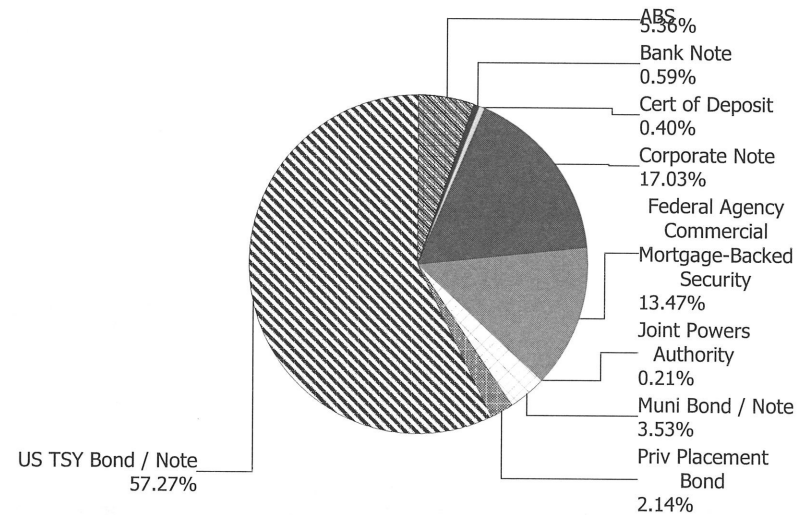
Description	Par Value	Market Value	Percent
U.S. Treasury Bond / Note	134,425,000.00	130,235,444.68	57.27
Municipal Bond / Note	8,195,000.00	8,034,951.22	3.53
Federal Agency Commercial Mortgage-Backed Security	31,135,892.67	30,635,908.69	13.47
Corporate Note	44,220,000.00	43,602,412.51	19.17
Certificate of Deposit	900,000.00	911,158.20	0.40
Bank Note	1,365,000.00	1,336,463.50	0.59
Asset-Backed Security	12,152,578.40	12,183,283.01	5.36
Managed Account Sub-Total	232,393,471.07	226,939,621.81	99.79%
Accrued Interest		1,426,604.11	
Total Portfolio	232,393,471.07	228,366,225.92	
CAMP Pool	476,873.93	476,873.93	0.21
Total Investments	232,870,345.00	228,843,099.85	100.00%

Unsettled Trades **4,000,000.00** **3,822,535.25**

Maturity Distribution



Sector Allocation



Characteristics

Yield to Maturity at Cost	3.65%
Yield to Maturity at Market	4.36%
Weighted Average Days to Maturity	1067

Managed Account Issuer Summary

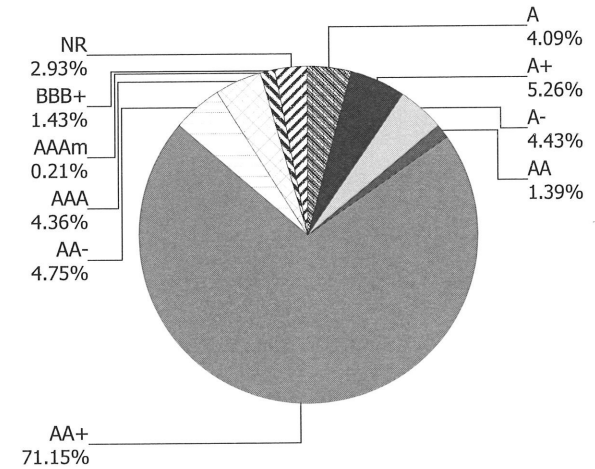
For the Month Ending **October 31, 2024**

CITY OF HAYWARD - 35310000

Issuer Summary

Issuer	Market Value of Holdings	Percent
Accenture PLC	747,822.69	0.33
Amazon.com Inc	415,007.83	0.18
American Express Co	854,315.55	0.38
AstraZeneca PLC	1,287,635.97	0.57
BA Credit Card Trust	1,142,270.67	0.50
Bank of America Corp	1,737,888.89	0.76
Bank of New York Mellon Corp	872,561.38	0.38
Bayerische Motoren Werke AG	787,834.25	0.35
BlackRock Inc	1,115,436.78	0.49
BMW Vehicle Lease Trust	789,704.76	0.35
BP PLC	1,008,742.94	0.44
Bristol-Myers Squibb Co	441,713.70	0.19
California State University	769,730.76	0.34
CAMP Pool	476,873.93	0.21
Capital One Financial Corp	2,079,340.18	0.91
CarMax Inc	133,056.63	0.06
Charles Schwab Corp	452,374.80	0.20
Chase Auto Owner Trust	1,120,025.71	0.49
Cisco Systems Inc	1,088,330.00	0.48
Citigroup Inc	1,994,226.73	0.88
Comcast Corp	934,803.05	0.41
Commonwealth of Massachusetts	1,814,331.05	0.80
Deere & Co	1,308,267.45	0.58
Eli Lilly & Co	760,902.45	0.33
Federal Home Loan Mortgage Corp	27,538,590.09	12.11
Federal National Mortgage Association	3,097,318.60	1.36
GM Financial Consumer Automobile Receiv	598,391.40	0.26
Goldman Sachs Group Inc	1,497,721.78	0.66
Home Depot Inc	892,825.48	0.39
Honda Auto Receivables Owner Trust	1,998,374.72	0.88
Honda Motor Co Ltd	1,058,648.47	0.47
Illinois Tool Works Inc	459,405.28	0.20

Credit Quality (S&P Ratings)



Managed Account Issuer Summary

For the Month Ending **October 31, 2024**

CITY OF HAYWARD - 35310000

Issuer	Market Value of Holdings	Percent
International Business Machines Corp	797,513.83	0.35
JPMorgan Chase & Co	953,452.00	0.42
Kubota Credit Owner Trust	1,394,451.98	0.61
Los Angeles Unified School District/CA	1,134,823.36	0.50
Mastercard Inc	1,205,581.99	0.53
Mercedes-Benz Group AG	1,627,417.55	0.72
Meta Platforms Inc	1,141,274.95	0.50
Morgan Stanley	1,944,806.03	0.86
National Australia Bank Ltd	1,342,493.10	0.59
National Rural Utilities Cooperative Fi	1,411,970.38	0.62
Nestle SA	912,820.50	0.40
Nissan Auto Receivables Owner Trust	1,078,742.76	0.47
Nordea Bank Abp	911,158.20	0.40
Northern Trust Corp	891,654.30	0.39
Novartis AG	2,041,344.80	0.90
PACCAR Inc	1,018,180.42	0.45
PNC Financial Services Group Inc	863,392.50	0.38
Roche Holding AG	1,545,449.00	0.68
State Board of Administration Finance C	1,209,538.03	0.53
State of California	732,039.03	0.32
State of New York	924,633.87	0.41
State of Oregon	1,449,855.12	0.64
State Street Corp	2,068,502.32	0.91
Target Corp	432,217.70	0.19
Texas Instruments Inc	155,952.79	0.07
Toyota Auto Receivables Owner Trust	1,102,698.52	0.48
Toyota Motor Corp	1,625,149.33	0.71
Truist Financial Corp	1,098,674.60	0.48
Unilever PLC	448,562.25	0.20
United States Treasury	130,235,444.68	57.27
UnitedHealth Group Inc	1,273,849.96	0.56
USAA Auto Owner Trust	538,878.22	0.24
Wells Fargo & Co	629,497.70	0.28

Managed Account Issuer Summary

For the Month Ending **October 31, 2024**

CITY OF HAYWARD - 35310000

Total	\$227,416,495.74	100.00%
--------------	-------------------------	----------------



Managed Account Detail of Securities Held

For the Month Ending **October 31, 2024**

CITY OF HAYWARD - 35310000

Security Type/Description Dated Date/Coupon/Maturity	CUSIP	Par	S&P Rating	Moody's Rating	Trade Date	Settle Date	Original Cost	YTM at Cost	Accrued Interest	Amortized Cost	Market Value
U.S. Treasury Bond / Note											
US TREASURY N/B DTD 07/31/2020 0.250% 07/31/2025	91282CAB7	1,500,000.00	AA+	Aaa	01/03/22	01/05/22	1,451,601.56	1.18	947.69	1,489,896.87	1,454,895.00
US TREASURY N/B DTD 11/02/2020 0.250% 10/31/2025	91282CAT8	10,000,000.00	AA+	Aaa	11/12/21	11/15/21	9,680,468.75	1.08	69.06	9,919,564.75	9,604,610.00
US TREASURY N/B DTD 02/01/2021 0.375% 01/31/2026	91282CBH3	600,000.00	AA+	Aaa	12/27/21	12/27/21	580,453.13	1.19	568.61	594,041.86	571,921.80
US TREASURY N/B DTD 02/01/2021 0.375% 01/31/2026	91282CBH3	10,000,000.00	AA+	Aaa	11/12/21	11/15/21	9,690,234.38	1.13	9,476.90	9,908,157.92	9,532,030.00
US TREASURY N/B DTD 05/31/2024 4.875% 05/31/2026	91282CKS9	10,000,000.00	AA+	Aaa	06/24/24	06/25/24	10,025,781.25	4.73	205,122.95	10,021,249.49	10,097,660.00
US TREASURY N/B DTD 06/30/2021 0.875% 06/30/2026	91282CCJ8	10,000,000.00	AA+	Aaa	11/24/21	11/29/21	9,799,609.38	1.33	29,483.70	9,927,457.16	9,469,530.00
US TREASURY N/B DTD 08/02/2021 0.625% 07/31/2026	91282CCP4	2,450,000.00	AA+	Aaa	01/13/22	01/18/22	2,358,316.41	1.48	3,869.74	2,414,711.51	2,303,957.95
US TREASURY N/B DTD 08/02/2021 0.625% 07/31/2026	91282CCP4	2,500,000.00	AA+	Aaa	06/09/22	06/15/22	2,262,988.28	3.09	3,948.71	2,399,816.55	2,350,977.50
US TREASURY N/B DTD 09/30/2024 3.500% 09/30/2026	91282CLP4	2,000,000.00	AA+	Aaa	10/22/24	10/23/24	1,979,843.75	4.05	6,153.85	1,980,096.63	1,975,468.00
US TREASURY N/B DTD 09/30/2024 3.500% 09/30/2026	91282CLP4	2,050,000.00	AA+	Aaa	10/01/24	10/04/24	2,045,435.55	3.62	6,307.69	2,045,608.55	2,024,854.70
US TREASURY N/B DTD 11/01/2021 1.125% 10/31/2026	91282CDG3	5,000,000.00	AA+	Aaa	11/12/21	11/15/21	4,977,929.69	1.22	155.39	4,991,115.82	4,711,135.00
US TREASURY N/B DTD 11/15/2016 2.000% 11/15/2026	912828U24	1,350,000.00	AA+	Aaa	10/06/22	10/11/22	1,241,103.52	4.16	12,472.83	1,295,842.93	1,293,943.95
US TREASURY N/B DTD 12/31/2021 1.250% 12/31/2026	91282CDQ1	600,000.00	AA+	Aaa	02/11/22	02/15/22	581,765.63	1.91	2,527.17	591,907.22	564,492.00
US TREASURY N/B DTD 12/31/2021 1.250% 12/31/2026	91282CDQ1	700,000.00	AA+	Aaa	02/10/22	02/14/22	677,250.00	1.95	2,948.37	689,908.76	658,574.00

Managed Account Detail of Securities Held

For the Month Ending October 31, 2024

CITY OF HAYWARD - 35310000

Security Type/Description Dated Date/Coupon/Maturity	CUSIP	Par	S&P Rating	Moody's Rating	Trade Date	Settle Date	Original Cost	YTM at Cost	Accrued Interest	Amortized Cost	Market Value
U.S. Treasury Bond / Note											
US TREASURY N/B DTD 02/15/2017 2.250% 02/15/2027	912828V98	1,850,000.00	AA+	Aaa	06/02/22	06/03/22	1,793,416.02	2.95	8,822.69	1,822,465.54	1,773,615.35
US TREASURY N/B DTD 02/15/2017 2.250% 02/15/2027	912828V98	4,350,000.00	AA+	Aaa	08/03/22	08/04/22	4,222,048.83	2.95	20,745.24	4,285,406.29	4,170,392.85
US TREASURY N/B DTD 05/02/2022 2.750% 04/30/2027	91282CEN7	950,000.00	AA+	Aaa	05/02/22	05/04/22	939,720.70	2.98	72.17	944,865.99	918,939.75
US TREASURY N/B DTD 06/17/2024 4.625% 06/15/2027	91282CKV2	5,500,000.00	AA+	Aaa	06/24/24	06/25/24	5,524,921.88	4.46	96,606.90	5,522,133.61	5,566,599.50
US TREASURY N/B DTD 08/01/2022 2.750% 07/31/2027	91282CFB2	1,525,000.00	AA+	Aaa	05/01/23	05/02/23	1,467,455.08	3.72	10,598.34	1,487,823.98	1,470,255.55
US TREASURY N/B DTD 10/31/2022 4.125% 10/31/2027	91282CFU0	1,150,000.00	AA+	Aaa	01/27/23	01/31/23	1,171,832.03	3.68	131.04	1,163,774.07	1,149,595.20
US TREASURY N/B DTD 10/31/2022 4.125% 10/31/2027	91282CFU0	2,550,000.00	AA+	Aaa	12/20/22	12/21/22	2,582,671.88	3.83	290.57	2,570,136.92	2,549,102.40
US TREASURY N/B DTD 10/31/2022 4.125% 10/31/2027	91282CFU0	2,750,000.00	AA+	Aaa	01/30/23	02/01/23	2,797,587.89	3.72	313.36	2,780,041.06	2,749,032.00
US TREASURY N/B DTD 11/30/2022 3.875% 11/30/2027	91282CFZ9	1,025,000.00	AA+	Aaa	12/19/22	12/19/22	1,032,287.11	3.72	16,712.26	1,029,532.77	1,017,032.68
US TREASURY N/B DTD 11/30/2022 3.875% 11/30/2027	91282CFZ9	1,050,000.00	AA+	Aaa	12/06/22	12/08/22	1,054,511.72	3.78	17,119.88	1,052,789.42	1,041,838.35
US TREASURY N/B DTD 02/28/2023 4.000% 02/29/2028	91282CGP0	3,850,000.00	AA+	Aaa	06/24/24	06/25/24	3,800,070.31	4.38	26,375.69	3,804,533.33	3,831,801.05
US TREASURY N/B DTD 02/28/2023 4.000% 02/29/2028	91282CGP0	4,050,000.00	AA+	Aaa	03/02/23	03/03/23	3,990,832.03	4.33	27,745.86	4,010,587.12	4,030,855.65
US TREASURY N/B DTD 05/01/2023 3.500% 04/30/2028	91282CHA2	500,000.00	AA+	Aaa	06/28/23	06/30/23	489,101.56	4.00	48.34	492,125.48	489,414.00
US TREASURY N/B DTD 05/01/2023 3.500% 04/30/2028	91282CHA2	975,000.00	AA+	Aaa	07/03/23	07/03/23	945,597.66	4.20	94.27	953,719.58	954,357.30



Managed Account Detail of Securities Held

For the Month Ending October 31, 2024

CITY OF HAYWARD - 35310000

Security Type/Description Dated Date/Coupon/Maturity	CUSIP	Par	S&P Rating	Moody's Rating	Trade Date	Settle Date	Original Cost	YTM at Cost	Accrued Interest	Amortized Cost	Market Value
U.S. Treasury Bond / Note											
US TREASURY N/B DTD 05/01/2023 3.500% 04/30/2028	91282CHA2	2,075,000.00	AA+	Aaa	06/28/23	06/29/23	2,029,852.54	4.00	200.62	2,042,397.76	2,031,068.10
US TREASURY N/B DTD 05/01/2023 3.500% 04/30/2028	91282CHA2	3,000,000.00	AA+	Aaa	06/01/23	06/05/23	2,968,125.00	3.74	290.06	2,977,290.62	2,936,484.00
US TREASURY N/B DTD 06/30/2021 1.250% 06/30/2028	91282CCH2	450,000.00	AA+	Aaa	10/22/24	10/23/24	407,794.92	4.01	1,895.38	408,054.59	405,791.10
US TREASURY N/B DTD 06/30/2021 1.250% 06/30/2028	91282CCH2	6,200,000.00	AA+	Aaa	08/01/24	08/05/24	5,608,335.94	3.91	26,114.13	5,642,146.20	5,590,899.60
US TREASURY N/B DTD 08/31/2023 4.375% 08/31/2028	91282CHX2	9,425,000.00	AA+	Aaa	06/24/24	06/25/24	9,439,726.56	4.33	70,622.41	9,438,593.72	9,492,369.90
US TREASURY N/B DTD 01/31/2022 1.750% 01/31/2029	91282CDW8	10,000,000.00	AA+	Aaa	06/25/24	06/25/24	8,940,625.00	4.31	44,225.54	9,014,618.80	9,064,450.00
US TREASURY N/B DTD 05/31/2024 4.500% 05/31/2029	91282CKT7	6,250,000.00	AA+	Aaa	06/24/24	06/25/24	6,314,453.13	4.27	118,340.16	6,310,299.38	6,338,625.00
US TREASURY N/B DTD 06/30/2022 3.250% 06/30/2029	91282CEV9	1,200,000.00	AA+	Aaa	09/12/24	09/16/24	1,186,921.88	3.50	13,141.30	1,187,238.75	1,153,219.20
US TREASURY N/B DTD 07/01/2024 4.250% 06/30/2029	91282CKX8	1,250,000.00	AA+	Aaa	07/02/24	07/03/24	1,242,187.50	4.39	17,900.82	1,242,658.01	1,254,346.25
US TREASURY N/B DTD 09/30/2024 3.500% 09/30/2029	91282CLN9	1,000,000.00	AA+	Aaa	10/01/24	10/04/24	998,867.19	3.52	3,076.92	998,886.02	971,016.00
US TREASURY N/B DTD 09/30/2024 3.500% 09/30/2029	91282CLN9	2,750,000.00	AA+	Aaa	10/31/24	11/04/24	2,666,103.52	4.19	8,461.54	2,666,103.52	2,670,294.00

Security Type Sub-Total		134,425,000.00					130,967,829.16	3.23	813,998.15	132,117,598.55	130,235,444.68
--------------------------------	--	-----------------------	--	--	--	--	-----------------------	-------------	-------------------	-----------------------	-----------------------

Municipal Bond / Note											
FLORIDA ST BRD OF ADM DTD 09/16/2020 1.258% 07/01/2025	341271AD6	295,000.00	AA	Aa3	09/03/20	09/16/20	295,000.00	1.26	1,237.03	295,000.00	287,853.03
LOS ANGELES UN SD-B DTD 11/10/2021 1.245% 07/01/2025	544647FB1	1,160,000.00	NR	Aa2	10/28/21	11/10/21	1,160,000.00	1.25	4,814.00	1,160,000.00	1,134,823.36

Managed Account Detail of Securities Held

For the Month Ending October 31, 2024

CITY OF HAYWARD - 35310000

Security Type/Description Dated Date/Coupon/Maturity	CUSIP	Par	S&P Rating	Moody's Rating	Trade Date	Settle Date	Original Cost	YTM at Cost	Accrued Interest	Amortized Cost	Market Value
Municipal Bond / Note											
MASSACHUSETTS CMNWLTH DTD 08/30/2022 3.670% 07/15/2025	576004GZ2	1,825,000.00	NR	Aa1	08/17/22	08/30/22	1,825,000.00	3.67	19,721.15	1,825,000.00	1,814,331.05
CA ST DTD 03/15/2023 4.846% 03/01/2027	13063D3N6	725,000.00	AA-	Aa2	03/09/23	03/15/23	725,000.00	4.85	5,855.58	725,000.00	732,039.03
FLORIDA ST BRD OF ADM DTD 09/16/2020 1.705% 07/01/2027	341271AE4	1,000,000.00	AA	Aa3	11/08/22	11/10/22	842,390.00	5.61	5,683.33	909,452.06	921,685.00
CA ST UNIV TRUSTEES - DTD 08/09/2023 4.594% 11/01/2027	13077DTD4	765,000.00	AA-	Aa2	07/20/23	08/09/23	765,000.00	4.59	17,572.05	765,000.00	769,730.76
NEW YORK ST-B-TXBL DTD 03/15/2018 3.300% 02/15/2028	649791NO9	955,000.00	AA+	Aa1	04/21/23	04/25/23	918,585.85	4.18	6,653.17	930,078.41	924,633.87
OREGON ST DTD 05/09/2023 4.046% 04/01/2028	68607V4M4	1,470,000.00	AAA	Aa2	04/26/23	05/09/23	1,470,000.00	4.05	4,956.35	1,470,000.00	1,449,855.12
Security Type Sub-Total		8,195,000.00					8,000,975.85	3.79	66,492.66	8,079,530.47	8,034,951.22

Federal Agency Commercial Mortgage-Backed Security											
FHMS K053 A2 DTD 03/01/2016 2.995% 12/01/2025	3137BN6G4	850,000.00	AA+	Aaa	08/04/22	08/09/22	840,205.08	3.35	2,121.46	846,665.22	836,269.10
FHMS K054 A2 DTD 04/01/2016 2.745% 01/01/2026	3137BNGT5	1,705,000.00	AA+	Aaa	05/11/23	05/16/23	1,648,122.27	4.05	3,900.19	1,678,938.38	1,669,125.10
FNA 2016-M3 A2 DTD 03/01/2016 2.702% 02/01/2026	3136ARTE8	483,619.01	AA+	Aaa	08/31/22	09/06/22	467,240.19	3.74	1,088.95	477,403.19	472,320.22
FHMS K061 A2 DTD 01/01/2017 3.347% 11/01/2026	3137BTUM1	1,213,946.03	AA+	Aaa	05/19/23	05/24/23	1,176,579.26	4.29	3,385.90	1,191,899.34	1,184,876.88
FHMS K063 A2 DTD 03/01/2017 3.430% 01/01/2027	3137BVZ82	1,000,000.00	AA+	Aaa	05/18/23	05/23/23	971,562.50	4.26	2,858.33	982,705.18	978,836.00
FHMS K065 A2 DTD 07/01/2017 3.243% 04/01/2027	3137F1G44	1,850,000.00	AA+	Aaa	06/08/23	06/13/23	1,772,748.05	4.42	4,999.63	1,800,385.60	1,794,734.95



Managed Account Detail of Securities Held

For the Month Ending October 31, 2024

CITY OF HAYWARD - 35310000

Security Type/Description Dated Date/Coupon/Maturity	CUSIP	Par	S&P Rating	Moody's Rating	Trade Date	Settle Date	Original Cost	YTM at Cost	Accrued Interest	Amortized Cost	Market Value
Federal Agency Commercial Mortgage-Backed Security											
FNA 2017-M12 A2 DTD 10/01/2017 3.061% 06/01/2027	3136AX7E9	894,433.77	AA+	Aaa	08/24/23	08/29/23	836,260.62	5.09	2,281.43	854,101.51	863,727.85
FHMS K067 A2 DTD 09/01/2017 3.194% 07/01/2027	3137FAWS3	1,200,000.00	AA+	Aaa	06/24/24	06/27/24	1,144,875.00	4.84	3,194.00	1,149,345.83	1,159,297.20
FHMS K068 A2 DTD 10/01/2017 3.244% 08/01/2027	3137FBBX3	950,000.00	AA+	Aaa	06/17/24	06/21/24	906,285.16	4.80	2,568.17	910,899.02	918,297.55
FHMS K069 A2 DTD 11/01/2017 3.187% 09/01/2027	3137FBU79	258,646.69	AA+	Aaa	07/26/24	07/31/24	248,492.79	4.55	686.92	249,006.17	249,519.57
FHMS K069 A2 DTD 11/01/2017 3.187% 09/01/2027	3137FBU79	945,055.21	AA+	Aaa	06/17/24	06/21/24	899,352.93	4.78	2,509.91	904,044.58	911,706.10
FNA 2017-M15 A2 DTD 12/01/2017 2.960% 09/01/2027	3136AY6X6	951,607.92	AA+	Aaa	08/24/23	08/29/23	886,147.70	4.85	2,347.50	904,990.96	914,760.71
FHMS K739 A2 DTD 11/01/2020 1.336% 09/01/2027	3137F64P9	1,250,000.00	AA+	Aaa	10/30/24	11/04/24	1,154,052.73	4.14	0.00	1,154,052.73	1,152,241.25
FHMS K743 A2 DTD 06/01/2021 1.770% 05/01/2028	3137H14B9	1,000,000.00	AA+	Aaa	08/10/23	08/15/23	875,234.38	4.68	1,475.00	906,861.01	910,313.00
FHMS KJ46 A1 DTD 07/01/2023 4.777% 06/01/2028	3137HAD45	718,587.75	AA+	Aaa	07/19/23	07/27/23	718,569.79	4.78	2,860.58	718,574.40	719,684.31
FHMS K505 A2 DTD 07/01/2023 4.819% 06/01/2028	3137HACX2	1,800,000.00	AA+	Aaa	07/13/23	07/20/23	1,817,978.40	4.59	7,228.50	1,813,309.08	1,811,210.40
FNA 2023-M6 A2 DTD 07/01/2023 4.181% 07/01/2028	3136BQDE6	859,996.28	AA+	Aaa	07/18/23	07/31/23	845,416.66	4.58	2,996.50	849,073.76	846,509.82
FHMS K506 A2 DTD 09/01/2023 4.650% 08/01/2028	3137HAMH6	1,825,000.00	AA+	Aaa	09/07/23	09/14/23	1,798,002.78	4.99	7,071.88	1,803,580.90	1,826,713.68
FHMS K514 A2 DTD 02/01/2024 4.572% 12/01/2028	3137HBLV4	1,100,000.00	AA+	Aaa	06/25/24	06/27/24	1,090,632.81	4.79	4,191.00	1,091,131.99	1,098,167.40
FHMS K520 A2 DTD 04/01/2024 5.180% 03/01/2029	3137HCKV3	1,100,000.00	AA+	Aaa	07/02/24	07/08/24	1,112,203.13	4.92	4,748.33	1,111,481.73	1,122,198.00

Managed Account Detail of Securities Held

For the Month Ending October 31, 2024

CITY OF HAYWARD - 35310000

Security Type/Description Dated Date/Coupon/Maturity	CUSIP	Par	S&P Rating	Moody's Rating	Trade Date	Settle Date	Original Cost	YTM at Cost	Accrued Interest	Amortized Cost	Market Value
Federal Agency Commercial Mortgage-Backed Security											
FHMS K524 A2 DTD 07/01/2024 4.720% 05/01/2029	3137HDV56	1,805,000.00	AA+	Aaa	07/16/24	07/25/24	1,816,084.50	4.58	7,099.67	1,815,705.87	1,811,875.25
FHMS K522 A2 DTD 06/01/2024 4.803% 05/01/2029	3137HDJJ0	1,850,000.00	AA+	Aaa	06/05/24	06/13/24	1,849,994.45	4.80	7,404.63	1,850,000.00	1,861,375.65
FHMS K528 A2 DTD 09/01/2024 4.508% 07/01/2029	3137HFNZ4	580,000.00	AA+	Aaa	09/04/24	09/12/24	591,588.40	4.06	2,178.87	591,296.54	576,963.12
FHMS K527 A2 DTD 08/01/2024 4.618% 07/01/2029	3137HFF59	1,600,000.00	AA+	Aaa	08/13/24	08/22/24	1,627,958.40	4.23	6,157.33	1,626,984.14	1,598,929.60
FHMS K526 A2 DTD 08/01/2024 4.543% 07/01/2029	3137HDXL9	2,020,000.00	AA+	Aaa	08/07/24	08/15/24	2,038,895.08	4.33	7,647.38	2,038,172.92	2,012,374.50
FHMS K529 A2 DTD 10/01/2024 4.791% 09/01/2029	3137HH6C0	1,325,000.00	AA+	Aaa	10/08/24	10/16/24	1,351,482.78	4.34	5,290.06	1,351,284.58	1,333,881.48

Security Type Sub-Total		31,135,892.67					30,485,965.84	4.51	98,292.12	30,671,894.63	30,635,908.69
--------------------------------	--	----------------------	--	--	--	--	----------------------	-------------	------------------	----------------------	----------------------

Corporate Note											
TRUIST FINANCIAL CORP (CALLABLE) DTD 06/05/2018 3.700% 06/05/2025	05531FBE2	650,000.00	A-	Baa1	02/07/22	02/09/22	683,481.50	2.09	9,753.61	655,283.53	645,840.00
CITIGROUP INC (CALLABLE) DTD 01/25/2022 2.014% 01/25/2026	17327CAN3	455,000.00	BBB+	A3	01/18/22	01/25/22	455,000.00	2.01	2,443.65	455,000.00	451,531.08
STATE STREET CORP (CALLABLE) DTD 02/07/2022 1.746% 02/06/2026	857477BR3	415,000.00	A	A1	02/02/22	02/07/22	415,000.00	1.75	1,710.84	415,000.00	411,051.28
GOLDMAN SACHS GROUP INC (CALLABLE) DTD 02/12/2021 0.855% 02/12/2026	38141GXS8	450,000.00	BBB+	A2	11/29/21	12/01/21	440,653.50	1.37	844.31	447,148.42	444,425.40
MORGAN STANLEY (CALLABLE) DTD 02/18/2022 2.630% 02/18/2026	61747YEM3	1,090,000.00	A-	A1	02/16/22	02/18/22	1,090,000.00	2.63	5,813.03	1,090,000.00	1,081,658.23
STATE STREET CORP (CALLABLE) DTD 10/29/2020 2.901% 03/30/2026	857477BM4	275,000.00	A	A1	02/02/22	02/04/22	283,681.75	2.10	686.97	276,138.71	272,546.73
STATE STREET CORP (CALLABLE) DTD 10/29/2020 2.901% 03/30/2026	857477BM4	275,000.00	A	A1	02/17/22	02/22/22	280,535.75	2.38	686.97	275,737.77	272,546.73



Managed Account Detail of Securities Held

For the Month Ending October 31, 2024

CITY OF HAYWARD - 35310000

Security Type/Description Dated Date/Coupon/Maturity	CUSIP	Par	S&P Rating	Moody's Rating	Trade Date	Settle Date	Original Cost	YTM at Cost	Accrued Interest	Amortized Cost	Market Value
Corporate Note											
UNITEDHEALTH GROUP INC (CALLABLE) DTD 05/19/2021 1.150% 05/15/2026	91324PEC2	475,000.00	A+	A2	02/22/22	02/24/22	453,102.50	2.30	2,518.82	467,024.18	451,672.28
BANK OF AMERICA CORP (CALLABLE) DTD 06/19/2020 1.319% 06/19/2026	06051GJD2	450,000.00	A-	A1	11/29/21	12/01/21	445,837.50	1.53	2,176.35	448,505.77	439,486.65
MORGAN STANLEY DTD 07/25/2016 3.125% 07/27/2026	61761J3R8	400,000.00	A-	A1	11/29/21	12/01/21	423,432.00	1.81	3,263.89	408,752.05	390,076.80
STATE STREET CORP (CALLABLE) DTD 08/03/2023 5.272% 08/03/2026	857477CD3	520,000.00	A	A1	07/31/23	08/03/23	520,000.00	5.27	6,701.30	520,000.00	526,281.08
BMW US CAPITAL LLC (CALLABLE) DTD 08/12/2021 1.250% 08/12/2026	05565EBW4	475,000.00	A	A2	02/22/22	02/24/22	453,045.50	2.35	1,302.95	466,248.24	447,937.35
BANK OF AMERICA NA (CALLABLE) DTD 08/18/2023 5.526% 08/18/2026	06428CAA2	625,000.00	A+	Aa1	08/15/23	08/18/23	625,731.25	5.48	7,003.44	625,429.41	635,986.25
AMERICAN HONDA FINANCE DTD 09/09/2021 1.300% 09/09/2026	02665WDZ1	450,000.00	A-	A3	11/29/21	12/01/21	443,268.00	1.63	845.00	447,382.44	424,574.10
JOHN DEERE CAPITAL CORP DTD 10/13/2021 1.300% 10/13/2026	24422EVW6	450,000.00	A	A1	11/29/21	12/01/21	445,203.00	1.53	292.50	448,077.91	424,434.15
BANK OF NY MELLON CORP (CALLABLE) DTD 07/27/2021 1.050% 10/15/2026	06406RAV9	450,000.00	A	A1	11/29/21	12/01/21	439,830.00	1.53	210.00	445,918.08	421,409.70
CITIGROUP INC (CALLABLE) DTD 10/21/2016 3.200% 10/21/2026	172967KY6	400,000.00	BBB+	A3	11/29/21	12/01/21	423,756.00	1.92	355.56	409,583.39	388,851.20
WELLS FARGO & COMPANY DTD 10/25/2016 3.000% 10/23/2026	949746SH5	650,000.00	BBB+	A1	02/08/23	02/10/23	611,533.00	4.76	433.33	629,453.49	629,497.70
AMERICAN EXPRESS CO (CALLABLE) DTD 11/04/2021 1.650% 11/04/2026	025816CM9	450,000.00	BBB+	A2	11/19/21	11/23/21	449,127.00	1.69	3,650.63	449,645.60	424,687.95
ILLINOIS TOOL WORKS INC (CALLABLE) DTD 11/07/2016 2.650% 11/15/2026	452308AX7	475,000.00	A+	A1	10/12/22	10/14/22	437,337.25	4.81	5,804.24	456,207.03	459,405.28
TOYOTA MOTOR CREDIT CORP DTD 01/13/2022 1.900% 01/13/2027	89236TJV8	500,000.00	A+	A1	01/13/22	01/18/22	500,355.00	1.88	2,850.00	500,156.64	473,580.50

Managed Account Detail of Securities Held

For the Month Ending **October 31, 2024**

CITY OF HAYWARD - 35310000

Security Type/Description Dated Date/Coupon/Maturity	CUSIP	Par	S&P Rating	Moody's Rating	Trade Date	Settle Date	Original Cost	YTM at Cost	Accrued Interest	Amortized Cost	Market Value
Corporate Note											
TARGET CORP (CALLABLE) DTD 01/24/2022 1.950% 01/15/2027	87612EBM7	180,000.00	A	A2	01/19/22	01/24/22	179,694.00	1.99	1,033.50	179,864.34	170,987.22
TARGET CORP (CALLABLE) DTD 01/24/2022 1.950% 01/15/2027	87612EBM7	275,000.00	A	A2	01/24/22	01/26/22	275,998.25	1.87	1,578.96	275,433.58	261,230.48
COMCAST CORP (CALLABLE) DTD 07/19/2016 2.350% 01/15/2027	20030NBW0	500,000.00	A-	A3	10/12/22	10/14/22	447,030.00	5.15	3,459.72	472,528.95	477,500.00
BANK OF NY MELLON CORP (CALLABLE) DTD 01/26/2022 2.050% 01/26/2027	06406RBA4	475,000.00	A	A1	03/10/22	03/16/22	461,989.75	2.65	2,569.62	469,015.29	451,151.68
JPMORGAN CHASE & CO (CALLABLE) DTD 02/04/2021 1.040% 02/04/2027	46647PBW5	500,000.00	A-	A1	03/11/22	03/15/22	460,775.00	2.77	1,256.67	481,870.42	476,726.00
JPMORGAN CHASE & CO (CALLABLE) DTD 02/04/2021 1.040% 02/04/2027	46647PBW5	500,000.00	A-	A1	01/26/23	01/30/23	445,425.00	4.01	1,256.67	469,273.22	476,726.00
IBM CORP (CALLABLE) DTD 02/09/2022 2.200% 02/09/2027	459200KM2	475,000.00	A-	A3	02/22/22	02/24/22	470,164.50	2.42	2,380.28	472,784.07	450,941.73
TRUIST FINANCIAL CORP (CALLABLE) DTD 03/02/2021 1.267% 03/02/2027	89788MAD4	475,000.00	A-	Baa1	03/11/22	03/15/22	444,908.75	2.64	986.32	460,838.42	452,834.60
CHARLES SCHWAB CORP (CALLABLE) DTD 03/03/2022 2.450% 03/03/2027	808513BY0	475,000.00	A-	A2	03/03/22	03/07/22	473,318.50	2.53	1,874.93	474,211.68	452,374.80
AMERICAN EXPRESS CO (CALLABLE) DTD 03/04/2022 2.550% 03/04/2027	025816CS6	450,000.00	BBB+	A2	03/04/22	03/08/22	449,581.50	2.57	1,816.88	449,803.57	429,627.60
JOHN DEERE CAPITAL CORP DTD 03/07/2022 2.350% 03/08/2027	24422EWD7	450,000.00	A	A1	03/09/22	03/11/22	447,835.50	2.45	1,556.88	448,979.78	428,843.25
ROCHE HOLDINGS INC (CALLABLE) DTD 03/10/2022 2.314% 03/10/2027	771196BV3	475,000.00	AA	Aa2	03/10/22	03/14/22	468,834.50	2.59	1,557.13	472,085.46	453,142.40
BANK OF AMERICA CORP (CALLABLE) DTD 03/11/2021 1.658% 03/11/2027	06051GJQ3	475,000.00	A-	A1	03/10/22	03/14/22	446,343.25	2.97	1,093.82	461,445.05	455,068.53
BMW US CAPITAL LLC (CALLABLE) DTD 04/01/2022 3.450% 04/01/2027	05565ECA1	350,000.00	A	A2	04/01/22	04/05/22	350,899.50	3.39	1,006.25	350,427.85	339,896.90



Managed Account Detail of Securities Held

For the Month Ending **October 31, 2024**

CITY OF HAYWARD - 35310000

Security Type/Description	CUSIP	Par	S&P Rating	Moody's Rating	Trade Date	Settle Date	Original Cost	YTM at Cost	Accrued Interest	Amortized Cost	Market Value
Corporate Note											
AMAZON.COM INC (CALLABLE) DTD 04/13/2022 3.300% 04/13/2027	023135CF1	425,000.00	AA	A1	04/14/22	04/19/22	426,632.00	3.22	701.25	425,788.24	415,007.83
HOME DEPOT INC (CALLABLE) DTD 03/28/2022 2.875% 04/15/2027	437076CN0	450,000.00	A	A2	04/18/22	04/20/22	440,491.50	3.34	575.00	445,317.26	434,569.50
NATIONAL RURAL UTIL COOP (CALLABLE) DTD 05/10/2024 5.100% 05/06/2027	63743HFR8	375,000.00	A-	A2	05/07/24	05/10/24	374,767.50	5.12	9,084.38	374,802.47	379,849.50
NORTHERN TRUST CORP (CALLABLE) DTD 05/10/2022 4.000% 05/10/2027	665859AW4	900,000.00	A+	A2	05/10/22	05/12/22	908,694.00	3.79	17,100.00	904,322.41	891,654.30
PACCAR FINANCIAL CORP DTD 05/13/2024 5.000% 05/13/2027	69371RT22	460,000.00	A+	A1	05/06/24	05/13/24	459,645.80	5.03	10,733.33	459,698.31	466,652.52
UNITEDHEALTH GROUP INC (CALLABLE) DTD 05/20/2022 3.700% 05/15/2027	91324PEG3	110,000.00	A+	A2	05/17/22	05/20/22	109,940.60	3.71	1,876.72	109,969.75	108,086.33
UNITEDHEALTH GROUP INC (CALLABLE) DTD 05/20/2022 3.700% 05/15/2027	91324PEG3	165,000.00	A+	A2	05/18/22	05/20/22	164,643.60	3.75	2,815.08	164,818.52	162,129.50
GOLDMAN SACHS BANK USA (CALLABLE) DTD 05/21/2024 5.414% 05/21/2027	38151LAG5	575,000.00	A+	A1	05/15/24	05/21/24	575,000.00	5.41	13,835.78	575,000.00	580,545.88
NATIONAL AUSTRALIA BK/NY DTD 06/09/2022 3.905% 06/09/2027	63254ABE7	900,000.00	AA-	Aa2	06/09/22	06/13/22	892,152.00	4.10	13,862.75	895,901.21	888,022.80
BLACKROCK FUNDING INC (CALLABLE) DTD 07/26/2024 4.600% 07/26/2027	09290DAH4	1,110,000.00	AA-	Aa3	07/17/24	07/26/24	1,109,966.70	4.60	13,474.17	1,109,971.78	1,115,436.78
IBM CORP (CALLABLE) DTD 07/27/2022 4.150% 07/27/2027	459200KT7	350,000.00	A-	A3	08/02/22	08/04/22	356,671.00	3.73	3,792.64	353,617.40	346,572.10
UNILEVER CAPITAL CORP (CALLABLE) DTD 08/12/2024 4.250% 08/12/2027	904764BU0	450,000.00	A+	A1	08/07/24	08/12/24	448,798.50	4.35	4,196.88	448,882.78	448,562.25
GOLDMAN SACHS GROUP INC (CALLABLE) DTD 10/21/2021 1.948% 10/21/2027	38141GYM0	500,000.00	BBB+	A2	01/26/23	01/30/23	446,485.00	4.49	270.56	466,336.83	472,750.50
BP CAP MARKETS AMERICA (CALLABLE) DTD 05/17/2024 5.017% 11/17/2027	10373OBY5	995,000.00	A-	A1	05/15/24	05/17/24	995,000.00	5.02	22,740.95	995,000.00	1,008,742.94

Managed Account Detail of Securities Held

For the Month Ending October 31, 2024

CITY OF HAYWARD - 35310000

Security Type/Description Dated Date/Coupon/Maturity	CUSIP	Par	S&P Rating	Moody's Rating	Trade Date	Settle Date	Original Cost	YTM at Cost	Accrued Interest	Amortized Cost	Market Value
Corporate Note											
MASTERCARD INC (CALLABLE) DTD 09/05/2024 4.100% 01/15/2028	57636OBA1	295,000.00	A+	Aa3	09/03/24	09/05/24	294,837.75	4.12	1,881.44	294,845.57	292,622.89
TEXAS INSTRUMENTS INC (CALLABLE) DTD 11/18/2022 4.600% 02/15/2028	882508BV5	155,000.00	A+	Aa3	05/11/23	05/18/23	158,726.20	4.04	1,505.22	157,564.12	155,952.79
BRISTOL-MYERS SQUIBB CO (CALLABLE) DTD 07/15/2020 3.900% 02/20/2028	110122DE5	450,000.00	A	A2	02/28/23	03/02/23	430,461.00	4.90	3,461.25	437,006.78	441,713.70
JOHN DEERE CAPITAL CORP DTD 03/03/2023 4.900% 03/03/2028	24422EWW7	450,000.00	A	A1	02/28/23	03/03/23	448,659.00	4.97	3,552.50	449,104.51	454,990.05
ASTRAZENECA FINANCE LLC (CALLABLE) DTD 03/03/2023 4.875% 03/03/2028	04636NAF0	725,000.00	A+	A2	02/28/23	03/03/23	723,535.50	4.92	5,694.27	724,022.04	732,456.62
MASTERCARD INC (CALLABLE) DTD 03/09/2023 4.875% 03/09/2028	57636OAW4	900,000.00	A+	Aa3	03/06/23	03/09/23	899,127.00	4.90	6,337.50	899,414.12	912,959.10
NESTLE HOLDINGS INC (CALLABLE) DTD 03/14/2023 5.000% 03/14/2028	641062BF0	900,000.00	AA-	Aa3	03/07/23	03/14/23	899,766.00	5.01	5,875.00	899,842.31	912,820.50
NATIONAL RURAL UTIL COOP (CALLABLE) DTD 12/16/2022 4.800% 03/15/2028	63743HFG2	475,000.00	A-	A2	04/03/23	04/05/23	482,652.25	4.43	2,913.33	480,219.01	478,347.33
NATIONAL AUSTRALIA BK/NY DTD 06/13/2023 4.900% 06/13/2028	63253OAE4	450,000.00	AA-	Aa2	07/13/23	07/17/23	450,076.50	4.90	8,452.50	450,056.40	454,470.30
AMERICAN HONDA FINANCE DTD 07/07/2023 5.125% 07/07/2028	02665WEM9	625,000.00	A-	A3	07/13/23	07/17/23	633,962.50	4.80	10,143.23	631,639.26	634,074.37
MERCEDES-BENZ FIN NA DTD 08/03/2023 5.100% 08/03/2028	58769JAL1	725,000.00	A	A2	08/21/23	08/23/23	716,945.25	5.36	9,038.33	718,882.01	732,094.85
PACCAR FINANCIAL CORP DTD 01/31/2024 4.600% 01/31/2029	69371RS80	550,000.00	A+	A1	06/25/24	06/26/24	545,578.00	4.80	6,395.28	545,880.22	551,527.90
NATIONAL RURAL UTIL COOP (CALLABLE) DTD 02/05/2024 4.850% 02/07/2029	63743HFN7	550,000.00	A-	A2	06/25/24	06/26/24	548,174.00	4.93	6,224.17	548,298.82	553,773.55
STATE STREET CORP (CALLABLE) DTD 08/20/2024 4.530% 02/20/2029	857477CN1	590,000.00	A	A1	08/14/24	08/20/24	590,000.00	4.53	5,271.16	590,000.00	586,076.50



Managed Account Detail of Securities Held

For the Month Ending **October 31, 2024**

CITY OF HAYWARD - 35310000

Security Type/Description	CUSIP	Par	S&P Rating	Moody's Rating	Trade Date	Settle Date	Original Cost	YTM at Cost	Accrued Interest	Amortized Cost	Market Value
Corporate Note											
ASTRAZENECA FINANCE LLC (CALLABLE) DTD 02/26/2024 4.850% 02/26/2029	04636NAL7	550,000.00	A+	A2	06/25/24	06/26/24	550,121.00	4.84	4,816.32	550,114.59	555,179.35
CISCO SYSTEMS INC (CALLABLE) DTD 02/26/2024 4.850% 02/26/2029	17275RBR2	1,075,000.00	AA-	A1	06/25/24	06/26/24	1,078,999.00	4.76	9,413.72	1,078,729.18	1,088,330.00
UNITEDHEALTH GROUP INC (CALLABLE) DTD 03/21/2024 4.700% 04/15/2029	91324PEZ1	550,000.00	A+	A2	06/25/24	06/26/24	547,629.50	4.80	1,148.89	547,784.72	551,961.85
TOYOTA MOTOR CREDIT CORP DTD 05/16/2024 5.050% 05/16/2029	89236TMF9	475,000.00	A+	A1	05/13/24	05/16/24	473,983.50	5.10	10,994.27	474,067.01	481,269.53
COMCAST CORP (CALLABLE) DTD 05/22/2024 5.100% 06/01/2029	20030NEH0	450,000.00	A-	A3	06/03/24	06/04/24	452,110.50	4.99	10,136.25	451,955.23	457,303.05
HOME DEPOT INC (CALLABLE) DTD 06/25/2024 4.750% 06/25/2029	437076DC3	455,000.00	A	A2	06/17/24	06/25/24	452,065.25	4.90	7,564.38	452,249.08	458,255.98
MERCEDES-BENZ FIN NA DTD 08/01/2024 4.800% 08/01/2029	58769JAW7	900,000.00	A	A2	07/29/24	08/01/24	898,695.00	4.83	10,800.00	898,756.95	895,322.70
CITIBANK NA (CALLABLE) DTD 08/06/2024 4.838% 08/06/2029	17325FBK3	1,150,000.00	A+	Aa3	07/30/24	08/06/24	1,150,000.00	4.84	13,136.51	1,150,000.00	1,153,844.45
TOYOTA MOTOR CREDIT CORP DTD 08/09/2024 4.550% 08/09/2029	89236TMK8	120,000.00	A+	A1	08/06/24	08/09/24	119,756.40	4.60	1,243.67	119,766.43	119,164.32
TOYOTA MOTOR CREDIT CORP DTD 08/09/2024 4.550% 08/09/2029	89236TMK8	555,000.00	A+	A1	08/07/24	08/09/24	554,605.95	4.57	5,751.96	554,623.15	551,134.98
ELI LILLY & CO (CALLABLE) DTD 08/14/2024 4.200% 08/14/2029	532457CO9	380,000.00	A+	A1	08/12/24	08/14/24	379,167.80	4.25	3,413.67	379,201.42	375,510.30
ELI LILLY & CO (CALLABLE) DTD 08/14/2024 4.200% 08/14/2029	532457CO9	390,000.00	A+	A1	08/13/24	08/15/24	390,936.00	4.15	3,503.50	390,899.66	385,392.15
META PLATFORMS INC (CALLABLE) DTD 08/09/2024 4.300% 08/15/2029	30303M8S4	1,150,000.00	AA-	Aa3	08/13/24	08/15/24	1,154,462.00	4.21	11,263.61	1,154,288.33	1,141,274.95
ROCHE HOLDINGS INC (CALLABLE) DTD 09/09/2024 4.203% 09/09/2029	771196CP5	1,110,000.00	AA	Aa2	09/03/24	09/09/24	1,110,000.00	4.20	6,738.81	1,110,000.00	1,092,306.60

Managed Account Detail of Securities Held

For the Month Ending October 31, 2024

CITY OF HAYWARD - 35310000

Security Type/Description Dated Date/Coupon/Maturity	CUSIP	Par	S&P Rating	Moody's Rating	Trade Date	Settle Date	Original Cost	YTM at Cost	Accrued Interest	Amortized Cost	Market Value
Corporate Note											
NOVARTIS CAPITAL CORP (CALLABLE) DTD 09/18/2024 3.800% 09/18/2029	66989HAT5	2,105,000.00	AA-	Aa3	09/16/24	09/18/24	2,099,884.85	3.85	9,554.36	2,100,005.91	2,041,344.80
ACCENTURE CAPITAL INC (CALLABLE) DTD 10/04/2024 4.050% 10/04/2029	00440KAB9	765,000.00	AA-	Aa3	10/01/24	10/04/24	763,661.25	4.09	2,323.69	763,681.41	747,822.69
Security Type Sub-Total		44,220,000.00					43,850,175.65	3.90	386,383.30	44,007,579.54	43,602,412.51
Certificate of Deposit											
NORDEA BANK ABP NEW YORK DTD 11/03/2022 5.530% 11/03/2025	65558UYF3	900,000.00	AA-	Aa3	11/02/22	11/03/22	900,000.00	5.53	24,608.50	900,000.00	911,158.20
Security Type Sub-Total		900,000.00					900,000.00	5.53	24,608.50	900,000.00	911,158.20
Bank Note											
PNC BANK NA (CALLABLE) DTD 10/23/2017 3.100% 10/25/2027	69353RFG8	900,000.00	A	A2	11/03/22	11/07/22	811,512.00	5.38	465.00	846,847.81	863,392.50
MORGAN STANLEY BANK NA (CALLABLE) DTD 05/30/2024 5.504% 05/26/2028	61690U8B9	465,000.00	A+	Aa3	05/28/24	05/30/24	465,000.00	5.50	10,735.09	465,000.00	473,071.00
Security Type Sub-Total		1,365,000.00					1,276,512.00	5.43	11,200.09	1,311,847.81	1,336,463.50
Asset-Backed Security											
KCOT 2021-2A A3 DTD 07/28/2021 0.560% 11/17/2025	50117XAE2	63,655.38	NR	Aaa	07/20/21	07/28/21	63,652.98	0.56	15.84	63,654.80	63,317.50
CARMX 2021-2 A3 DTD 04/21/2021 0.520% 02/17/2026	14314OAC8	9,989.98	AAA	NR	04/13/21	04/21/21	9,987.83	0.52	2.31	9,989.40	9,971.13
CARMX 2021-3 A3 DTD 07/28/2021 0.550% 06/15/2026	14317DAC4	124,549.70	AAA	Aaa	07/21/21	07/28/21	124,529.22	0.56	30.45	124,542.89	123,085.50
COPAR 2021-1 A3 DTD 10/27/2021 0.770% 09/15/2026	14044CAC6	106,169.54	AAA	Aaa	10/19/21	10/27/21	106,167.52	0.77	36.33	106,168.76	104,691.87
KCOT 2022-2A A3 DTD 07/21/2022 4.090% 12/15/2026	50117JAC7	468,213.81	NR	Aaa	07/14/22	07/21/22	468,127.98	4.09	851.11	468,172.41	466,075.94



Managed Account Detail of Securities Held

For the Month Ending October 31, 2024

CITY OF HAYWARD - 35310000

Security Type/Description Dated Date/Coupon/Maturity	CUSIP	Par	S&P Rating	Moody's Rating	Trade Date	Settle Date	Original Cost	YTM at Cost	Accrued Interest	Amortized Cost	Market Value
Asset-Backed Security											
KCOT 2023-2A A3 DTD 07/26/2023 5.280% 01/18/2028	500945AC4	235,000.00	NR	Aaa	07/18/23	07/26/23	234,940.64	5.29	551.47	234,957.39	236,927.24
BAAT 2024-1A A3 DTD 05/22/2024 5.350% 11/15/2028	09709AAC6	205,000.00	NR	Aaa	05/14/24	05/22/24	204,966.63	5.35	487.44	204,970.28	207,347.46
KCOT 2024-2A A3 DTD 06/25/2024 5.260% 11/15/2028	50117DAC0	620,000.00	NR	Aaa	06/18/24	06/25/24	619,985.12	5.26	1,449.42	619,986.49	628,131.30
HAROT 2024-2 A3 DTD 05/21/2024 5.270% 11/20/2028	437930AC4	945,000.00	AAA	NR	05/14/24	05/21/24	944,885.18	5.27	1,798.39	944,896.75	957,907.76
NAROT 2024-A A3 DTD 05/22/2024 5.280% 12/15/2028	65479UAD0	1,065,000.00	NR	Aaa	05/14/24	05/22/24	1,064,900.53	5.28	2,499.20	1,064,909.44	1,078,742.76
BMWOT 2024-A A3 DTD 06/11/2024 5.180% 02/26/2029	096919AD7	780,000.00	AAA	Aaa	06/04/24	06/11/24	779,881.52	5.18	673.40	779,891.54	789,704.76
USAOT 2024-A A3 DTD 07/30/2024 5.030% 03/15/2029	90327VAC2	535,000.00	AAA	Aaa	07/24/24	07/30/24	534,899.85	5.03	1,196.02	534,905.70	538,878.22
TAOT 2024-C A3 DTD 07/30/2024 4.880% 03/15/2029	89237OAD2	665,000.00	AAA	NR	07/23/24	07/30/24	664,999.60	4.88	1,442.31	665,000.00	669,211.45
HAROT 2024-3 A3 DTD 08/21/2024 4.570% 03/21/2029	43813YAC6	1,040,000.00	NR	Aaa	08/09/24	08/21/24	1,039,836.62	4.57	1,320.22	1,039,843.12	1,040,466.96
BACCT 2024-A1 A DTD 06/13/2024 4.930% 05/15/2029	05522RDJ4	1,130,000.00	AAA	Aaa	06/06/24	06/13/24	1,129,936.61	4.93	2,475.96	1,129,944.95	1,142,270.67
TAOT 2024-D A3 DTD 10/17/2024 4.400% 06/15/2029	89239TAD4	435,000.00	AAA	Aaa	10/10/24	10/17/24	434,975.73	4.40	744.33	434,976.39	433,487.07
CHAOT 2024-4A A3 DTD 07/30/2024 4.940% 07/25/2029	16144YAC2	765,000.00	AAA	NR	07/24/24	07/30/24	764,860.39	4.94	629.85	764,867.87	768,221.42
GMCAR 2024-4 A3 DTD 10/16/2024 4.400% 08/16/2029	38014AAD3	600,000.00	AAA	Aaa	10/08/24	10/16/24	599,884.44	4.40	1,100.00	599,886.15	598,391.40
CHAOT 2024-5A A3 DTD 09/24/2024 4.180% 08/27/2029	16144OAC9	355,000.00	AAA	NR	09/13/24	09/24/24	354,962.65	4.18	247.32	354,964.40	351,804.29

Managed Account Detail of Securities Held

For the Month Ending **October 31, 2024**

CITY OF HAYWARD - 35310000

Security Type/Description Dated Date/Coupon/Maturity	CUSIP	Par	S&P Rating	Moody's Rating	Trade Date	Settle Date	Original Cost	YTM at Cost	Accrued Interest	Amortized Cost	Market Value
Asset-Backed Security											
COMET 2024-A1 A DTD 09/24/2024 3.920% 09/17/2029	14041NGE5	2,005,000.00	AAA	NR	09/17/24	09/24/24	2,004,608.62	3.92	8,077.92	2,004,617.84	1,974,648.31
Security Type Sub-Total		12,152,578.40					12,150,989.66	4.64	25,629.29	12,151,146.57	12,183,283.01
Managed Account Sub-Total		232,393,471.07					227,632,448.16	3.65	1,426,604.11	229,239,597.57	226,939,621.81
Joint Powers Authority											
CAMP Pool		476,873.93	AAAm	NR			476,873.93		0.00	476,873.93	476,873.93
Liquid Sub-Total		476,873.93					476,873.93		0.00	476,873.93	476,873.93
Securities Sub-Total		\$232,870,345.00					\$228,109,322.09	3.65%	\$1,426,604.11	\$229,716,471.50	\$227,416,495.74
Accrued Interest											\$1,426,604.11
Total Investments											\$228,843,099.85

Bolded items are forward settling trades.



Managed Account Fair Market Value & Analytics

For the Month Ending October 31, 2024

CITY OF HAYWARD - 35310000

Security Type/Description Dated Date/Coupon/Maturity	CUSIP	Par	Broker	Next Call Date	Market Price	Market Value	Unreal G/L On Cost	Unreal G/L Amort Cost	Effective Duration	YTM at Mkt
U.S. Treasury Bond / Note										
US TREASURY N/B DTD 07/31/2020 0.250% 07/31/2025	91282CAB7	1,500,000.00	Citigrou		96.99	1,454,895.00	3,293.44	(35,001.87)	0.74	4.77
US TREASURY N/B DTD 11/02/2020 0.250% 10/31/2025	91282CAT8	10,000,000.00	Nomura		96.05	9,604,610.00	(75,858.75)	(314,954.75)	0.98	4.33
US TREASURY N/B DTD 02/01/2021 0.375% 01/31/2026	91282CBH3	600,000.00	Nomura		95.32	571,921.80	(8,531.33)	(22,120.06)	1.22	4.27
US TREASURY N/B DTD 02/01/2021 0.375% 01/31/2026	91282CBH3	10,000,000.00	BOFAML		95.32	9,532,030.00	(158,204.38)	(376,127.92)	1.22	4.27
US TREASURY N/B DTD 05/31/2024 4.875% 05/31/2026	91282CKS9	10,000,000.00	MorganSt		100.98	10,097,660.00	71,878.75	76,410.51	1.48	4.19
US TREASURY N/B DTD 06/30/2021 0.875% 06/30/2026	91282CCJ8	10,000,000.00	BOFAML		94.70	9,469,530.00	(330,079.38)	(457,927.16)	1.62	4.20
US TREASURY N/B DTD 08/02/2021 0.625% 07/31/2026	91282CCP4	2,450,000.00	JPMorgan		94.04	2,303,957.95	(54,358.46)	(110,753.56)	1.71	4.18
US TREASURY N/B DTD 08/02/2021 0.625% 07/31/2026	91282CCP4	2,500,000.00	BOFAML		94.04	2,350,977.50	87,989.22	(48,839.05)	1.71	4.18
US TREASURY N/B DTD 09/30/2024 3.500% 09/30/2026	91282CLP4	2,000,000.00	ASLC		98.77	1,975,468.00	(4,375.75)	(4,628.63)	1.82	4.16
US TREASURY N/B DTD 09/30/2024 3.500% 09/30/2026	91282CLP4	2,050,000.00	BMO		98.77	2,024,854.70	(20,580.85)	(20,753.85)	1.82	4.16
US TREASURY N/B DTD 11/01/2021 1.125% 10/31/2026	91282CDG3	5,000,000.00	Citigrou		94.22	4,711,135.00	(266,794.69)	(279,980.82)	1.94	4.16
US TREASURY N/B DTD 11/15/2016 2.000% 11/15/2026	912828U24	1,350,000.00	CABRERA		95.85	1,293,943.95	52,840.43	(1,898.98)	1.95	4.14
US TREASURY N/B DTD 12/31/2021 1.250% 12/31/2026	91282CDQ1	600,000.00	Nomura		94.08	564,492.00	(17,273.63)	(27,415.22)	2.09	4.12
US TREASURY N/B DTD 12/31/2021 1.250% 12/31/2026	91282CDQ1	700,000.00	Nomura		94.08	658,574.00	(18,676.00)	(31,334.76)	2.09	4.12
US TREASURY N/B DTD 02/15/2017 2.250% 02/15/2027	912828V98	1,850,000.00	BOFAML		95.87	1,773,615.35	(19,800.67)	(48,850.19)	2.19	4.15
US TREASURY N/B DTD 02/15/2017 2.250% 02/15/2027	912828V98	4,350,000.00	Citigrou		95.87	4,170,392.85	(51,655.98)	(115,013.44)	2.19	4.15
US TREASURY N/B DTD 05/02/2022 2.750% 04/30/2027	91282CEN7	950,000.00	Nomura		96.73	918,939.75	(20,780.95)	(25,926.24)	2.37	4.13

Managed Account Fair Market Value & Analytics

For the Month Ending October 31, 2024

CITY OF HAYWARD - 35310000

Security Type/Description Dated Date/Coupon/Maturity	CUSIP	Par	Broker	Next Call Date	Market Price	Market Value	Unreal G/L On Cost	Unreal G/L Amort Cost	Effective Duration	YTM at Mkt
U.S. Treasury Bond / Note										
US TREASURY N/B DTD 06/17/2024 4.625% 06/15/2027	91282CKV2	5,500,000.00	Citigrou		101.21	5,566,599.50	41,677.62	44,465.89	2.41	4.12
US TREASURY N/B DTD 08/01/2022 2.750% 07/31/2027	91282CFB2	1,525,000.00	Citigrou		96.41	1,470,255.55	2,800.47	(17,568.43)	2.59	4.13
US TREASURY N/B DTD 10/31/2022 4.125% 10/31/2027	91282CFU0	1,150,000.00	GoldmanS		99.96	1,149,595.20	(22,236.83)	(14,178.87)	2.79	4.13
US TREASURY N/B DTD 10/31/2022 4.125% 10/31/2027	91282CFU0	2,550,000.00	GoldmanS		99.96	2,549,102.40	(33,569.48)	(21,034.52)	2.79	4.13
US TREASURY N/B DTD 10/31/2022 4.125% 10/31/2027	91282CFU0	2,750,000.00	GoldmanS		99.96	2,749,032.00	(48,555.89)	(31,009.06)	2.79	4.13
US TREASURY N/B DTD 11/30/2022 3.875% 11/30/2027	91282CFZ9	1,025,000.00	GoldmanS		99.22	1,017,032.68	(15,254.43)	(12,500.09)	2.82	4.13
US TREASURY N/B DTD 11/30/2022 3.875% 11/30/2027	91282CFZ9	1,050,000.00	BOFAML		99.22	1,041,838.35	(12,673.37)	(10,951.07)	2.82	4.13
US TREASURY N/B DTD 02/28/2023 4.000% 02/29/2028	91282CGP0	3,850,000.00	GoldmanS		99.53	3,831,801.05	31,730.74	27,267.72	3.06	4.13
US TREASURY N/B DTD 02/28/2023 4.000% 02/29/2028	91282CGP0	4,050,000.00	GoldmanS		99.53	4,030,855.65	40,023.62	20,268.53	3.06	4.13
US TREASURY N/B DTD 05/01/2023 3.500% 04/30/2028	91282CHA2	500,000.00	CABRERA		97.88	489,414.00	312.44	(2,711.48)	3.25	4.13
US TREASURY N/B DTD 05/01/2023 3.500% 04/30/2028	91282CHA2	975,000.00	GoldmanS		97.88	954,357.30	8,759.64	637.72	3.25	4.13
US TREASURY N/B DTD 05/01/2023 3.500% 04/30/2028	91282CHA2	2,075,000.00	CABRERA		97.88	2,031,068.10	1,215.56	(11,329.66)	3.25	4.13
US TREASURY N/B DTD 05/01/2023 3.500% 04/30/2028	91282CHA2	3,000,000.00	GoldmanS		97.88	2,936,484.00	(31,641.00)	(40,806.62)	3.25	4.13
US TREASURY N/B DTD 06/30/2021 1.250% 06/30/2028	91282CCH2	450,000.00	JPMorgan		90.18	405,791.10	(2,003.82)	(2,263.49)	3.50	4.11
US TREASURY N/B DTD 06/30/2021 1.250% 06/30/2028	91282CCH2	6,200,000.00	Barclays		90.18	5,590,899.60	(17,436.34)	(51,246.60)	3.50	4.11
US TREASURY N/B DTD 08/31/2023 4.375% 08/31/2028	91282CHX2	9,425,000.00	CIBC		100.71	9,492,369.90	52,643.34	53,776.18	3.47	4.14
US TREASURY N/B DTD 01/31/2022 1.750% 01/31/2029	91282CDW8	10,000,000.00	GoldmanS		90.64	9,064,450.00	123,825.00	49,831.20	4.00	4.15



Managed Account Fair Market Value & Analytics

For the Month Ending October 31, 2024

CITY OF HAYWARD - 35310000

Security Type/Description Dated Date/Coupon/Maturity	CUSIP	Par	Broker	Next Call Date	Market Price	Market Value	Unreal G/L On Cost	Unreal G/L Amort Cost	Effective Duration	YTM at Mkt
U.S. Treasury Bond / Note										
US TREASURY N/B DTD 05/31/2024 4.500% 05/31/2029	91282CKT7	6,250,000.00	ASLC		101.42	6,338,625.00	24,171.87	28,325.62	4.03	4.10
US TREASURY N/B DTD 06/30/2022 3.250% 06/30/2029	91282CEV9	1,200,000.00	Citigrou		96.10	1,153,219.20	(33,702.68)	(34,019.55)	4.22	4.15
US TREASURY N/B DTD 07/01/2024 4.250% 06/30/2029	91282CKX8	1,250,000.00	ASLC		100.35	1,254,346.25	12,158.75	11,688.24	4.13	4.11
US TREASURY N/B DTD 09/30/2024 3.500% 09/30/2029	91282CLN9	1,000,000.00	RBC Capi		97.10	971,016.00	(27,851.19)	(27,870.02)	4.44	4.13
US TREASURY N/B DTD 09/30/2024 3.500% 09/30/2029	91282CLN9	2,750,000.00	JPMorgan		97.10	2,670,294.00	4,190.48	4,190.48	4.44	4.13
Security Type Sub-Total		134,425,000.00				130,235,444.68	(732,384.48)	(1,882,153.87)	2.50	4.18
Municipal Bond / Note										
FLORIDA ST BRD OF ADM DTD 09/16/2020 1.258% 07/01/2025	341271AD6	295,000.00	BOFAML		97.58	287,853.03	(7,146.97)	(7,146.97)	0.65	5.02
LOS ANGELES UN SD-B DTD 11/10/2021 1.245% 07/01/2025	544647FB1	1,160,000.00	Barclays		97.83	1,134,823.36	(25,176.64)	(25,176.64)	0.65	4.61
MASSACHUSETTS CMNWLTH DTD 08/30/2022 3.670% 07/15/2025	576004GZ2	1,825,000.00	Jefferie		99.42	1,814,331.05	(10,668.95)	(10,668.95)	0.68	4.52
CA ST DTD 03/15/2023 4.846% 03/01/2027	13063D3N6	725,000.00	WellsFar		100.97	732,039.03	7,039.03	7,039.03	2.17	4.40
FLORIDA ST BRD OF ADM DTD 09/16/2020 1.705% 07/01/2027	341271AE4	1,000,000.00	JPMorgan		92.17	921,685.00	79,295.00	12,232.94	2.53	4.87
CA ST UNIV TRUSTEES - DTD 08/09/2023 4.594% 11/01/2027	13077DTD4	765,000.00	Barclays		100.62	769,730.76	4,730.76	4,730.76	2.77	4.37
NEW YORK ST-B-TXBL DTD 03/15/2018 3.300% 02/15/2028	649791NO9	955,000.00	WellsFar		96.82	924,633.87	6,048.02	(5,444.54)	3.05	4.34
OREGON ST DTD 05/09/2023 4.046% 04/01/2028	68607V4M4	1,470,000.00	Citigrou		98.63	1,449,855.12	(20,144.88)	(20,144.88)	3.14	4.48
Security Type Sub-Total		8,195,000.00				8,034,951.22	33,975.37	(44,579.25)	1.94	4.54

Managed Account Fair Market Value & Analytics

For the Month Ending October 31, 2024

CITY OF HAYWARD - 35310000

Security Type/Description Dated Date/Coupon/Maturity	CUSIP	Par	Broker	Next Call Date	Market Price	Market Value	Unreal G/L On Cost	Unreal G/L Amort Cost	Effective Duration	YTM at Mkt
Federal Agency Commercial Mortgage-Backed Security										
FHMS K053 A2 DTD 03/01/2016 2.995% 12/01/2025	3137BN6G4	850,000.00	MorganSt		98.38	836,269.10	(3,935.98)	(10,396.12)	0.96	4.54
FHMS K054 A2 DTD 04/01/2016 2.745% 01/01/2026	3137BNGT5	1,705,000.00	GoldmanS		97.90	1,669,125.10	21,002.83	(9,813.28)	1.07	4.55
FNA 2016-M3 A2 DTD 03/01/2016 2.702% 02/01/2026	3136ARTE8	483,619.01	MorganSt		97.66	472,320.22	5,080.03	(5,082.97)	1.21	4.50
FHMS K061 A2 DTD 01/01/2017 3.347% 11/01/2026	3137BTUM1	1,213,946.03	Citigrou		97.61	1,184,876.88	8,297.62	(7,022.46)	1.85	4.52
FHMS K063 A2 DTD 03/01/2017 3.430% 01/01/2027	3137BVZ82	1,000,000.00	CantorFi		97.88	978,836.00	7,273.50	(3,869.18)	1.98	4.40
FHMS K065 A2 DTD 07/01/2017 3.243% 04/01/2027	3137F1G44	1,850,000.00	Citigrou		97.01	1,794,734.95	21,986.90	(5,650.65)	2.26	4.50
FNA 2017-M12 A2 DTD 10/01/2017 3.061% 06/01/2027	3136AX7E9	894,433.77	MorganSt		96.57	863,727.85	27,467.23	9,626.34	2.38	4.47
FHMS K067 A2 DTD 09/01/2017 3.194% 07/01/2027	3137FAWS3	1,200,000.00	BMO		96.61	1,159,297.20	14,422.20	9,951.37	2.51	4.49
FHMS K068 A2 DTD 10/01/2017 3.244% 08/01/2027	3137FBBX3	950,000.00	WellsFar		96.66	918,297.55	12,012.39	7,398.53	2.57	4.48
FHMS K069 A2 DTD 11/01/2017 3.187% 09/01/2027	3137FBU79	258,646.69	TD Secur		96.47	249,519.57	1,026.78	513.40	2.62	4.48
FHMS K069 A2 DTD 11/01/2017 3.187% 09/01/2027	3137FBU79	945,055.21	BOFAML		96.47	911,706.10	12,353.17	7,661.52	2.62	4.48
FNA 2017-M15 A2 DTD 12/01/2017 2.960% 09/01/2027	3136AY6X6	951,607.92	MorganSt		96.13	914,760.71	28,613.01	9,769.75	2.42	4.53
FHMS K739 A2 DTD 11/01/2020 1.336% 09/01/2027	3137F64P9	1,250,000.00	IFP		92.18	1,152,241.25	(1,811.48)	(1,811.48)	2.51	4.51
FHMS K743 A2 DTD 06/01/2021 1.770% 05/01/2028	3137H14B9	1,000,000.00	PNCBank		91.03	910,313.00	35,078.62	3,451.99	3.33	4.53
FHMS KJ46 A1 DTD 07/01/2023 4.777% 06/01/2028	3137HAD45	718,587.75	JPMorgan		100.15	719,684.31	1,114.52	1,109.91	2.42	4.61
FHMS K505 A2 DTD 07/01/2023 4.819% 06/01/2028	3137HACX2	1,800,000.00	JPMorgan		100.62	1,811,210.40	(6,768.00)	(2,098.68)	3.20	4.55



Managed Account Fair Market Value & Analytics

For the Month Ending October 31, 2024

CITY OF HAYWARD - 35310000

Security Type/Description Dated Date/Coupon/Maturity	CUSIP	Par	Broker	Next Call Date	Market Price	Market Value	Unreal G/L On Cost	Unreal G/L Amort Cost	Effective Duration	YTM at Mkt
Federal Agency Commercial Mortgage-Backed Security										
FNA 2023-M6 A2 DTD 07/01/2023 4.181% 07/01/2028	3136BQDE6	859,996.28	JPMorgan		98.43	846,509.82	1,093.16	(2,563.94)	3.34	4.58
FHMS K506 A2 DTD 09/01/2023 4.650% 08/01/2028	3137HAMH6	1,825,000.00	WellsFar		100.09	1,826,713.68	28,710.90	23,132.78	3.34	4.55
FHMS K514 A2 DTD 02/01/2024 4.572% 12/01/2028	3137HBLV4	1,100,000.00	WellsFar		99.83	1,098,167.40	7,534.59	7,035.41	3.59	4.55
FHMS K520 A2 DTD 04/01/2024 5.180% 03/01/2029	3137HCKV3	1,100,000.00	WellsFar		102.02	1,122,198.00	9,994.87	10,716.27	3.82	4.59
FHMS K524 A2 DTD 07/01/2024 4.720% 05/01/2029	3137HDV56	1,805,000.00	PIER		100.38	1,811,875.25	(4,209.25)	(3,830.62)	4.00	4.56
FHMS K522 A2 DTD 06/01/2024 4.803% 05/01/2029	3137HDJJ0	1,850,000.00	MorganSt		100.61	1,861,375.65	11,381.20	11,375.65	3.90	4.58
FHMS K528 A2 DTD 09/01/2024 4.508% 07/01/2029	3137HFNZ4	580,000.00	BOFAML		99.48	576,963.12	(14,625.28)	(14,333.42)	4.16	4.57
FHMS K527 A2 DTD 08/01/2024 4.618% 07/01/2029	3137HFF59	1,600,000.00	MorganSt		99.93	1,598,929.60	(29,028.80)	(28,054.54)	4.14	4.57
FHMS K526 A2 DTD 08/01/2024 4.543% 07/01/2029	3137HDXL9	2,020,000.00	BMO		99.62	2,012,374.50	(26,520.58)	(25,798.42)	4.15	4.55
FHMS K529 A2 DTD 10/01/2024 4.791% 09/01/2029	3137HH6C0	1,325,000.00	MorganSt		100.67	1,333,881.48	(17,601.30)	(17,403.10)	4.25	4.56
Security Type Sub-Total		31,135,892.67				30,635,908.69	149,942.85	(35,985.94)	3.01	4.54
Corporate Note										
TRUIST FINANCIAL CORP (CALLABLE) DTD 06/05/2018 3.700% 06/05/2025	05531FBE2	650,000.00	CSFirstB	05/05/25	99.36	645,840.00	(37,641.50)	(9,443.53)	0.57	4.79
CITIGROUP INC (CALLABLE) DTD 01/25/2022 2.014% 01/25/2026	17327CAN3	455,000.00	Citigrou	01/25/25	99.24	451,531.08	(3,468.92)	(3,468.92)	0.25	5.52
STATE STREET CORP (CALLABLE) DTD 02/07/2022 1.746% 02/06/2026	857477BR3	415,000.00	GoldmanS	02/06/25	99.05	411,051.28	(3,948.72)	(3,948.72)	0.27	5.30
GOLDMAN SACHS GROUP INC (CALLABLE) DTD 02/12/2021 0.855% 02/12/2026	38141GXS8	450,000.00	Deutsche	02/12/25	98.76	444,425.40	3,771.90	(2,723.02)	0.29	5.45
MORGAN STANLEY (CALLABLE) DTD 02/18/2022 2.630% 02/18/2026	61747YEM3	1,090,000.00	MorganSt	02/18/25	99.23	1,081,658.23	(8,341.77)	(8,341.77)	0.29	5.68

Managed Account Fair Market Value & Analytics

For the Month Ending October 31, 2024

CITY OF HAYWARD - 35310000

Security Type/Description Dated Date/Coupon/Maturity	CUSIP	Par	Broker	Next Call Date	Market Price	Market Value	Unreal G/L On Cost	Unreal G/L Amort Cost	Effective Duration	YTM at Mkt
Corporate Note										
STATE STREET CORP (CALLABLE) DTD 10/29/2020 2.901% 03/30/2026	857477BM4	275,000.00	JPMorgan	03/30/25	99.11	272,546.73	(11,135.02)	(3,591.98)	0.40	6.76
STATE STREET CORP (CALLABLE) DTD 10/29/2020 2.901% 03/30/2026	857477BM4	275,000.00	CSFirstB	03/30/25	99.11	272,546.73	(7,989.02)	(3,191.04)	0.40	6.76
UNITEDHEALTH GROUP INC (CALLABLE) DTD 05/19/2021 1.150% 05/15/2026	91324PEC2	475,000.00	BOFAML	04/15/26	95.09	451,672.28	(1,430.22)	(15,351.90)	1.49	4.49
BANK OF AMERICA CORP (CALLABLE) DTD 06/19/2020 1.319% 06/19/2026	06051GJD2	450,000.00	BOFAML	06/19/25	97.66	439,486.65	(6,350.85)	(9,019.12)	0.62	5.66
MORGAN STANLEY DTD 07/25/2016 3.125% 07/27/2026	61761J3R8	400,000.00	MAXE		97.52	390,076.80	(33,355.20)	(18,675.25)	1.66	4.59
STATE STREET CORP (CALLABLE) DTD 08/03/2023 5.272% 08/03/2026	857477CD3	520,000.00	MorganSt	07/03/26	101.21	526,281.08	6,281.08	6,281.08	1.59	4.54
BMW US CAPITAL LLC (CALLABLE) DTD 08/12/2021 1.250% 08/12/2026	05565EBW4	475,000.00	MIZU	07/12/26	94.30	447,937.35	(5,108.15)	(18,310.89)	1.72	4.60
BANK OF AMERICA NA (CALLABLE) DTD 08/18/2023 5.526% 08/18/2026	06428CAA2	625,000.00	MorganSt	07/17/26	101.76	635,986.25	10,255.00	10,556.84	1.62	4.52
AMERICAN HONDA FINANCE DTD 09/09/2021 1.300% 09/09/2026	02665WDZ1	450,000.00	MAXE		94.35	424,574.10	(18,693.90)	(22,808.34)	1.80	4.51
JOHN DEERE CAPITAL CORP DTD 10/13/2021 1.300% 10/13/2026	24422EVW6	450,000.00	MorganSt		94.32	424,434.15	(20,768.85)	(23,643.76)	1.89	4.35
BANK OF NY MELLON CORP (CALLABLE) DTD 07/27/2021 1.050% 10/15/2026	06406RAV9	450,000.00	JANE	09/15/26	93.65	421,409.70	(18,420.30)	(24,508.38)	1.89	4.46
CITIGROUP INC (CALLABLE) DTD 10/21/2016 3.200% 10/21/2026	172967KY6	400,000.00	BOFAML	07/21/26	97.21	388,851.20	(34,904.80)	(20,732.19)	1.83	4.70
WELLS FARGO & COMPANY DTD 10/25/2016 3.000% 10/23/2026	949746SH5	650,000.00	MorganSt		96.85	629,497.70	17,964.70	44.21	1.89	4.64
AMERICAN EXPRESS CO (CALLABLE) DTD 11/04/2021 1.650% 11/04/2026	025816CM9	450,000.00	Deutsche	10/04/26	94.38	424,687.95	(24,439.05)	(24,957.65)	1.92	4.57
ILLINOIS TOOL WORKS INC (CALLABLE) DTD 11/07/2016 2.650% 11/15/2026	452308AX7	475,000.00	BOFAML	08/15/26	96.72	459,405.28	22,068.03	3,198.25	1.89	4.33
TOYOTA MOTOR CREDIT CORP DTD 01/13/2022 1.900% 01/13/2027	89236TJV8	500,000.00	CRAG		94.72	473,580.50	(26,774.50)	(26,576.14)	2.10	4.42
TARGET CORP (CALLABLE) DTD 01/24/2022 1.950% 01/15/2027	87612EBM7	180,000.00	Citigrou	12/15/26	94.99	170,987.22	(8,706.78)	(8,877.12)	2.10	4.34



Managed Account Fair Market Value & Analytics

For the Month Ending October 31, 2024

CITY OF HAYWARD - 35310000

Security Type/Description Dated Date/Coupon/Maturity	CUSIP	Par	Broker	Next Call Date	Market Price	Market Value	Unreal G/L On Cost	Unreal G/L Amort Cost	Effective Duration	YTM at Mkt
Corporate Note										
TARGET CORP (CALLABLE) DTD 01/24/2022 1.950% 01/15/2027	87612EBM7	275,000.00	MorganSt	12/15/26	94.99	261,230.48	(14,767.77)	(14,203.10)	2.10	4.34
COMCAST CORP (CALLABLE) DTD 07/19/2016 2.350% 01/15/2027	20030NBW0	500,000.00	MorganSt	10/15/26	95.50	477,500.00	30,470.00	4,971.05	2.07	4.51
BANK OF NY MELLON CORP (CALLABLE) DTD 01/26/2022 2.050% 01/26/2027	06406RBA4	475,000.00	KEYB	12/24/26	94.98	451,151.68	(10,838.07)	(17,863.61)	2.13	4.41
JPMORGAN CHASE & CO (CALLABLE) DTD 02/04/2021 1.040% 02/04/2027	46647PBW5	500,000.00	WellsFar	02/04/26	95.35	476,726.00	15,951.00	(5,144.42)	1.23	5.07
JPMORGAN CHASE & CO (CALLABLE) DTD 02/04/2021 1.040% 02/04/2027	46647PBW5	500,000.00	SUSQ	02/04/26	95.35	476,726.00	31,301.00	7,452.78	1.23	5.07
IBM CORP (CALLABLE) DTD 02/09/2022 2.200% 02/09/2027	459200KM2	475,000.00	JANE	01/09/27	94.94	450,941.73	(19,222.77)	(21,842.34)	2.16	4.57
TRUIST FINANCIAL CORP (CALLABLE) DTD 03/02/2021 1.267% 03/02/2027	89788MAD4	475,000.00	CSFirstB	03/02/26	95.33	452,834.60	7,925.85	(8,003.82)	1.31	5.16
CHARLES SCHWAB CORP (CALLABLE) DTD 03/03/2022 2.450% 03/03/2027	808513BY0	475,000.00	SUMITR	02/03/27	95.24	452,374.80	(20,943.70)	(21,836.88)	2.21	4.62
AMERICAN EXPRESS CO (CALLABLE) DTD 03/04/2022 2.550% 03/04/2027	025816CS6	450,000.00	SUMITR	02/01/27	95.47	429,627.60	(19,953.90)	(20,175.97)	2.21	4.60
JOHN DEERE CAPITAL CORP DTD 03/07/2022 2.350% 03/08/2027	24422EWD7	450,000.00	WellsFar		95.30	428,843.25	(18,992.25)	(20,136.53)	2.24	4.47
ROCHE HOLDINGS INC (CALLABLE) DTD 03/10/2022 2.314% 03/10/2027	771196BV3	475,000.00	JPMorgan	02/10/27	95.40	453,142.40	(15,692.10)	(18,943.06)	2.24	4.35
BANK OF AMERICA CORP (CALLABLE) DTD 03/11/2021 1.658% 03/11/2027	06051GJO3	475,000.00	MorganSt	03/11/26	95.80	455,068.53	8,725.28	(6,376.52)	1.33	5.24
BMW US CAPITAL LLC (CALLABLE) DTD 04/01/2022 3.450% 04/01/2027	05565ECA1	350,000.00	RBC Capi	03/01/27	97.11	339,896.90	(11,002.60)	(10,530.95)	2.26	4.74
AMAZON.COM INC (CALLABLE) DTD 04/13/2022 3.300% 04/13/2027	023135CF1	425,000.00	Deutsche	03/13/27	97.65	415,007.83	(11,624.17)	(10,780.41)	2.29	4.30
HOME DEPOT INC (CALLABLE) DTD 03/28/2022 2.875% 04/15/2027	437076CN0	450,000.00	MorganSt	03/15/27	96.57	434,569.50	(5,922.00)	(10,747.76)	2.31	4.35
NATIONAL RURAL UTIL COOP (CALLABLE) DTD 05/10/2024 5.100% 05/06/2027	63743HFR8	375,000.00	RBC Capi	04/27/26	101.29	379,849.50	5,082.00	5,047.03	2.24	4.54
NORTHERN TRUST CORP (CALLABLE) DTD 05/10/2022 4.000% 05/10/2027	665859AW4	900,000.00	JPMorgan	04/10/27	99.07	891,654.30	(17,039.70)	(12,668.11)	2.29	4.37

Managed Account Fair Market Value & Analytics

For the Month Ending October 31, 2024

CITY OF HAYWARD - 35310000

Security Type/Description Dated Date/Coupon/Maturity	CUSIP	Par	Broker	Next Call Date	Market Price	Market Value	Unreal G/L On Cost	Unreal G/L Amort Cost	Effective Duration	YTM at Mkt
Corporate Note										
PACCAR FINANCIAL CORP DTD 05/13/2024 5.000% 05/13/2027	69371RT22	460,000.00	WellsFar		101.45	466,652.52	7,006.72	6,954.21	2.30	4.38
UNITEDHEALTH GROUP INC (CALLABLE) DTD 05/20/2022 3.700% 05/15/2027	91324PEG3	110,000.00	BOFAML	04/15/27	98.26	108,086.33	(1,854.27)	(1,883.42)	2.32	4.39
UNITEDHEALTH GROUP INC (CALLABLE) DTD 05/20/2022 3.700% 05/15/2027	91324PEG3	165,000.00	StifelNi	04/15/27	98.26	162,129.50	(2,514.10)	(2,689.02)	2.32	4.39
GOLDMAN SACHS BANK USA (CALLABLE) DTD 05/21/2024 5.414% 05/21/2027	38151LAG5	575,000.00	GoldmanS	05/21/26	100.96	580,545.88	5,545.88	5,545.88	1.46	5.07
NATIONAL AUSTRALIA BK/NY DTD 06/09/2022 3.905% 06/09/2027	63254ABE7	900,000.00	MorganSt		98.67	888,022.80	(4,129.20)	(7,878.41)	2.41	4.43
BLACKROCK FUNDING INC (CALLABLE) DTD 07/26/2024 4.600% 07/26/2027	09290DAH4	1,110,000.00	BOFAML	06/26/27	100.49	1,115,436.78	5,470.08	5,465.00	2.47	4.38
IBM CORP (CALLABLE) DTD 07/27/2022 4.150% 07/27/2027	459200KT7	350,000.00	TD Secur	06/27/27	99.02	346,572.10	(10,098.90)	(7,045.30)	2.49	4.51
UNILEVER CAPITAL CORP (CALLABLE) DTD 08/12/2024 4.250% 08/12/2027	904764BU0	450,000.00	MorganSt	07/12/27	99.68	448,562.25	(236.25)	(320.53)	2.53	4.36
GOLDMAN SACHS GROUP INC (CALLABLE) DTD 10/21/2021 1.948% 10/21/2027	38141GYM0	500,000.00	BOFAML	10/21/26	94.55	472,750.50	26,265.50	6,413.67	1.91	5.13
BP CAP MARKETS AMERICA (CALLABLE) DTD 05/17/2024 5.017% 11/17/2027	10373OBY5	995,000.00	Deutsche	10/17/27	101.38	1,008,742.94	13,742.94	13,742.94	2.70	4.51
MASTERCARD INC (CALLABLE) DTD 09/05/2024 4.100% 01/15/2028	57636OBA1	295,000.00	BOFAML	12/15/27	99.19	292,622.89	(2,214.86)	(2,222.68)	2.92	4.34
TEXAS INSTRUMENTS INC (CALLABLE) DTD 11/18/2022 4.600% 02/15/2028	882508BV5	155,000.00	JPMorgan	01/15/28	100.61	155,952.79	(2,773.41)	(1,611.33)	2.96	4.34
BRISTOL-MYERS SQUIBB CO (CALLABLE) DTD 07/15/2020 3.900% 02/20/2028	110122DE5	450,000.00	HSBC	11/20/27	98.16	441,713.70	11,252.70	4,706.92	2.96	4.48
JOHN DEERE CAPITAL CORP DTD 03/03/2023 4.900% 03/03/2028	24422EWW7	450,000.00	Citigrou		101.11	454,990.05	6,331.05	5,885.54	3.03	4.50
ASTRAZENECA FINANCE LLC (CALLABLE) DTD 03/03/2023 4.875% 03/03/2028	04636NAF0	725,000.00	BOFAML	02/03/28	101.03	732,456.62	8,921.12	8,434.58	2.99	4.51
MASTERCARD INC (CALLABLE) DTD 03/09/2023 4.875% 03/09/2028	57636OAW4	900,000.00	JPMorgan	02/09/28	101.44	912,959.10	13,832.10	13,544.98	3.01	4.38
NESTLE HOLDINGS INC (CALLABLE) DTD 03/14/2023 5.000% 03/14/2028	641062BF0	900,000.00	JPMorgan	02/14/28	101.42	912,820.50	13,054.50	12,978.19	3.01	4.52



Managed Account Fair Market Value & Analytics

For the Month Ending **October 31, 2024**

CITY OF HAYWARD - 35310000

Security Type/Description	Dated Date/Coupon/Maturity	CUSIP	Par	Broker	Next Call Date	Market Price	Market Value	Unreal G/L On Cost	Unreal G/L Amort Cost	Effective Duration	YTM at Mkt
Corporate Note											
NATIONAL RURAL UTIL COOP (CALLABLE)	DTD 12/16/2022 4.800% 03/15/2028	63743HFG2	475,000.00	GoldmanS	02/15/28	100.70	478,347.33	(4,304.92)	(1,871.68)	3.03	4.54
NATIONAL AUSTRALIA BK/NY	DTD 06/13/2023 4.900% 06/13/2028	63253OAE4	450,000.00	CAS		100.99	454,470.30	4,393.80	4,413.90	3.22	4.57
AMERICAN HONDA FINANCE	DTD 07/07/2023 5.125% 07/07/2028	02665WEM9	625,000.00	SUMITR		101.45	634,074.37	111.87	2,435.11	3.27	4.66
MERCEDES-BENZ FIN NA	DTD 08/03/2023 5.100% 08/03/2028	58769JAL1	725,000.00	JPMorgan		100.98	732,094.85	15,149.60	13,212.84	3.34	4.78
PACCAR FINANCIAL CORP	DTD 01/31/2024 4.600% 01/31/2029	69371RS80	550,000.00	GoldmanS		100.28	551,527.90	5,949.90	5,647.68	3.78	4.50
NATIONAL RURAL UTIL COOP (CALLABLE)	DTD 02/05/2024 4.850% 02/07/2029	63743HFN7	550,000.00	JPMorgan	01/07/29	100.69	553,773.55	5,599.55	5,474.73	3.74	4.64
STATE STREET CORP (CALLABLE)	DTD 08/20/2024 4.530% 02/20/2029	857477CN1	590,000.00	HSBC	02/20/28	99.34	586,076.50	(3,923.50)	(3,923.50)	3.02	4.97
ASTRAZENECA FINANCE LLC (CALLABLE)	DTD 02/26/2024 4.850% 02/26/2029	04636NAL7	550,000.00	GoldmanS	01/26/29	100.94	555,179.35	5,058.35	5,064.76	3.80	4.56
CISCO SYSTEMS INC (CALLABLE)	DTD 02/26/2024 4.850% 02/26/2029	17275RBR2	1,075,000.00	Deutsche	01/26/29	101.24	1,088,330.00	9,331.00	9,600.82	3.80	4.49
UNITEDHEALTH GROUP INC (CALLABLE)	DTD 03/21/2024 4.700% 04/15/2029	91324PEZ1	550,000.00	MAXE	03/15/29	100.36	551,961.85	4,332.35	4,177.13	3.94	4.53
TOYOTA MOTOR CREDIT CORP	DTD 05/16/2024 5.050% 05/16/2029	89236TMF9	475,000.00	BOFAML		101.32	481,269.53	7,286.03	7,202.52	3.93	4.66
COMCAST CORP (CALLABLE)	DTD 05/22/2024 5.100% 06/01/2029	20030NEH0	450,000.00	JANE	05/01/29	101.62	457,303.05	5,192.55	5,347.82	3.93	4.64
HOME DEPOT INC (CALLABLE)	DTD 06/25/2024 4.750% 06/25/2029	437076DC3	455,000.00	MorganSt	05/25/29	100.72	458,255.98	6,190.73	6,006.90	4.03	4.54
MERCEDES-BENZ FIN NA	DTD 08/01/2024 4.800% 08/01/2029	58769JAW7	900,000.00	Citigrou		99.48	895,322.70	(3,372.30)	(3,434.25)	4.15	4.89
CITIBANK NA (CALLABLE)	DTD 08/06/2024 4.838% 08/06/2029	17325FBK3	1,150,000.00	Citigrou	07/06/29	100.33	1,153,844.45	3,844.45	3,844.45	4.13	4.75
TOYOTA MOTOR CREDIT CORP	DTD 08/09/2024 4.550% 08/09/2029	89236TMK8	120,000.00	MIZU		99.30	119,164.32	(592.08)	(602.11)	4.20	4.65
TOYOTA MOTOR CREDIT CORP	DTD 08/09/2024 4.550% 08/09/2029	89236TMK8	555,000.00	Barclays		99.30	551,134.98	(3,470.97)	(3,488.17)	4.20	4.65

Managed Account Fair Market Value & Analytics

For the Month Ending October 31, 2024

CITY OF HAYWARD - 35310000

Security Type/Description Dated Date/Coupon/Maturity	CUSIP	Par	Broker	Next Call Date	Market Price	Market Value	Unreal G/L On Cost	Unreal G/L Amort Cost	Effective Duration	YTM at Mkt
Corporate Note										
ELI LILLY & CO (CALLABLE) DTD 08/14/2024 4.200% 08/14/2029	532457CO9	380,000.00	MorganSt	07/14/29	98.82	375,510.30	(3,657.50)	(3,691.12)	4.22	4.47
ELI LILLY & CO (CALLABLE) DTD 08/14/2024 4.200% 08/14/2029	532457CO9	390,000.00	SGAS	07/14/29	98.82	385,392.15	(5,543.85)	(5,507.51)	4.22	4.47
META PLATFORMS INC (CALLABLE) DTD 08/09/2024 4.300% 08/15/2029	30303M8S4	1,150,000.00	MAXE	07/15/29	99.24	1,141,274.95	(13,187.05)	(13,013.38)	4.21	4.42
ROCHE HOLDINGS INC (CALLABLE) DTD 09/09/2024 4.203% 09/09/2029	771196CP5	1,110,000.00	JPMorgan	08/09/29	98.41	1,092,306.60	(17,693.40)	(17,693.40)	4.29	4.56
NOVARTIS CAPITAL CORP (CALLABLE) DTD 09/18/2024 3.800% 09/18/2029	66989HAT5	2,105,000.00	GoldmanS	08/18/29	96.98	2,041,344.80	(58,540.05)	(58,661.11)	4.35	4.47
ACCENTURE CAPITAL INC (CALLABLE) DTD 10/04/2024 4.050% 10/04/2029	00440KAB9	765,000.00	JPMorgan	09/04/29	97.75	747,822.69	(15,838.56)	(15,858.72)	4.37	4.52
Security Type Sub-Total		44,220,000.00				43,602,412.51	(247,763.14)	(405,167.03)	2.67	4.66
Certificate of Deposit										
NORDEA BANK ABP NEW YORK DTD 11/03/2022 5.530% 11/03/2025	65558UYF3	900,000.00	WellsFar		101.24	911,158.20	11,158.20	11,158.20	0.95	4.25
Security Type Sub-Total		900,000.00				911,158.20	11,158.20	11,158.20	0.95	4.25
Bank Note										
PNC BANK NA (CALLABLE) DTD 10/23/2017 3.100% 10/25/2027	69353RFG8	900,000.00	SUSQ	09/25/27	95.93	863,392.50	51,880.50	16,544.69	2.78	4.61
MORGAN STANLEY BANK NA (CALLABLE) DTD 05/30/2024 5.504% 05/26/2028	61690U8B9	465,000.00	MorganSt	05/26/27	101.74	473,071.00	8,071.00	8,071.00	2.33	5.00
Security Type Sub-Total		1,365,000.00				1,336,463.50	59,951.50	24,615.69	2.62	4.75
Asset-Backed Security										
KCOT 2021-2A A3 DTD 07/28/2021 0.560% 11/17/2025	50117XAE2	63,655.38	SUMITR		99.47	63,317.50	(335.48)	(337.30)	0.12	5.07
CARMX 2021-2 A3 DTD 04/21/2021 0.520% 02/17/2026	14314OAC8	9,989.98	BOFAML		99.81	9,971.13	(16.70)	(18.27)	0.04	4.96



Managed Account Fair Market Value & Analytics

For the Month Ending October 31, 2024

CITY OF HAYWARD - 35310000

Security Type/Description Dated Date/Coupon/Maturity	CUSIP	Par	Broker	Next Call Date	Market Price	Market Value	Unreal G/L On Cost	Unreal G/L Amort Cost	Effective Duration	YTM at Mkt
Asset-Backed Security										
CARMX 2021-3 A3 DTD 07/28/2021 0.550% 06/15/2026	14317DAC4	124,549.70	RBC Capi		98.82	123,085.50	(1,443.72)	(1,457.39)	0.27	4.84
COPAR 2021-1 A3 DTD 10/27/2021 0.770% 09/15/2026	14044CAC6	106,169.54	JPMorgan		98.61	104,691.87	(1,475.65)	(1,476.89)	0.34	4.87
KCOT 2022-2A A3 DTD 07/21/2022 4.090% 12/15/2026	50117JAC7	468,213.81	SUMITR		99.54	466,075.94	(2,052.04)	(2,096.47)	0.57	4.85
KCOT 2023-2A A3 DTD 07/26/2023 5.280% 01/18/2028	500945AC4	235,000.00	JPMorgan		100.82	236,927.24	1,986.60	1,969.85	1.50	4.77
BAAT 2024-1A A3 DTD 05/22/2024 5.350% 11/15/2028	09709AAC6	205,000.00	BOFAML		101.15	207,347.46	2,380.83	2,377.18	1.71	4.74
KCOT 2024-2A A3 DTD 06/25/2024 5.260% 11/15/2028	50117DAC0	620,000.00	MUFG		101.31	628,131.30	8,146.18	8,144.81	2.24	4.71
HAROT 2024-2 A3 DTD 05/21/2024 5.270% 11/20/2028	437930AC4	945,000.00	Citigrou		101.37	957,907.76	13,022.58	13,011.01	1.79	4.55
NAROT 2024-A A3 DTD 05/22/2024 5.280% 12/15/2028	65479UAD0	1,065,000.00	MIZU		101.29	1,078,742.76	13,842.23	13,833.32	1.79	4.57
BMWOT 2024-A A3 DTD 06/11/2024 5.180% 02/26/2029	096919AD7	780,000.00	JPMorgan		101.24	789,704.76	9,823.24	9,813.22	1.84	4.54
USAOT 2024-A A3 DTD 07/30/2024 5.030% 03/15/2029	90327VAC2	535,000.00	TD Secur		100.72	538,878.22	3,978.37	3,972.52	1.94	4.69
TAOT 2024-C A3 DTD 07/30/2024 4.880% 03/15/2029	89237OAD2	665,000.00	MUFG		100.63	669,211.45	4,211.85	4,211.45	2.08	4.62
HAROT 2024-3 A3 DTD 08/21/2024 4.570% 03/21/2029	43813YAC6	1,040,000.00	JPMorgan		100.04	1,040,466.96	630.34	623.84	2.07	4.57
BACCT 2024-A1 A DTD 06/13/2024 4.930% 05/15/2029	05522RDJ4	1,130,000.00	BOFAML		101.09	1,142,270.67	12,334.06	12,325.72	2.33	4.51
TAOT 2024-D A3 DTD 10/17/2024 4.400% 06/15/2029	89239TAD4	435,000.00	MIZU		99.65	433,487.07	(1,488.66)	(1,489.32)	2.24	4.59
CHAOT 2024-4A A3 DTD 07/30/2024 4.940% 07/25/2029	16144YAC2	765,000.00	JPMorgan		100.42	768,221.42	3,361.03	3,353.55	2.19	4.78
GMCAR 2024-4 A3 DTD 10/16/2024 4.400% 08/16/2029	38014AAD3	600,000.00	MIZU		99.73	598,391.40	(1,493.04)	(1,494.75)	2.23	4.54
CHAOT 2024-5A A3 DTD 09/24/2024 4.180% 08/27/2029	16144OAC9	355,000.00	JPMorgan		99.10	351,804.29	(3,158.36)	(3,160.11)	2.27	4.59

Managed Account Fair Market Value & Analytics

For the Month Ending **October 31, 2024**

CITY OF HAYWARD - 35310000

Security Type/Description Dated Date/Coupon/Maturity	CUSIP	Par	Broker	Next Call Date	Market Price	Market Value	Unreal G/L On Cost	Unreal G/L Amort Cost	Effective Duration	YTM at Mkt
Asset-Backed Security										
COMET 2024-A1 A DTD 09/24/2024 3.920% 09/17/2029	14041NGE5	2,005,000.00	BOFAML		98.49	1,974,648.31	(29,960.31)	(29,969.53)	2.65	4.53
Security Type Sub-Total		12,152,578.40				12,183,283.01	32,293.35	32,136.44	2.04	4.61
Managed Account Sub-Total		232,393,471.07				226,939,621.81	(692,826.35)	(2,299,975.76)	2.55	4.36
Joint Powers Authority										
CAMP Pool		476,873.93			1.00	476,873.93	0.00	0.00	0.00	
Liquid Sub-Total		476,873.93				476,873.93	0.00	0.00	0.00	
Securities Sub-Total		\$232,870,345.00				\$227,416,495.74	(\$692,826.35)	(\$2,299,975.76)	2.55	4.36%
Accrued Interest						\$1,426,604.11				
Total Investments						\$228,843,099.85				

Bolded items are forward settling trades.



Managed Account Security Transactions & Interest

For the Month Ending October 31, 2024

CITY OF HAYWARD - 35310000

Transaction Type	Trade	Settle	Security Description	CUSIP	Par	Principal Proceeds	Accrued Interest	Total	Realized G/L Cost	Realized G/L Amort Cost	Sale Method
BUY											
	10/01/24	10/04/24	ACCENTURE CAPITAL INC (CALLABLE) DTD 10/04/2024 4.050% 10/04/2029	00440KAB9	765,000.00	(763,661.25)	0.00	(763,661.25)			
	10/01/24	10/04/24	US TREASURY N/B DTD 09/30/2024 3.500% 09/30/2026	91282CLP4	2,050,000.00	(2,045,435.55)	(788.46)	(2,046,224.01)			
	10/01/24	10/04/24	US TREASURY N/B DTD 09/30/2024 3.500% 09/30/2029	91282CLN9	1,000,000.00	(998,867.19)	(384.62)	(999,251.81)			
	10/08/24	10/16/24	GMCAR 2024-4 A3 DTD 10/16/2024 4.400% 08/16/2029	38014AAD3	600,000.00	(599,884.44)	0.00	(599,884.44)			
	10/08/24	10/16/24	FHMS K529 A2 DTD 10/01/2024 4.791% 09/01/2029	3137HH6C0	1,325,000.00	(1,351,482.78)	(2,645.03)	(1,354,127.81)			
	10/10/24	10/17/24	TAOT 2024-D A3 DTD 10/17/2024 4.400% 06/15/2029	89239TAD4	435,000.00	(434,975.73)	0.00	(434,975.73)			
	10/22/24	10/23/24	US TREASURY N/B DTD 06/30/2021 1.250% 06/30/2028	91282CCH2	450,000.00	(407,794.92)	(1,757.81)	(409,552.73)			
	10/22/24	10/23/24	US TREASURY N/B DTD 09/30/2024 3.500% 09/30/2026	91282CLP4	2,000,000.00	(1,979,843.75)	(4,423.08)	(1,984,266.83)			
	10/30/24	11/04/24	FHMS K739 A2 DTD 11/01/2020 1.336% 09/01/2027	3137F64P9	1,250,000.00	(1,154,052.73)	(139.17)	(1,154,191.90)			
	10/31/24	11/04/24	US TREASURY N/B DTD 09/30/2024 3.500% 09/30/2029	91282CLN9	2,750,000.00	(2,666,103.52)	(9,254.81)	(2,675,358.33)			
Transaction Type Sub-Total					12,625,000.00	(12,402,101.86)	(19,392.98)	(12,421,494.84)			

INTEREST											
	10/01/24	10/01/24	OREGON ST DTD 05/09/2023 4.046% 04/01/2028	68607V4M4		0.00	29,738.10	29,738.10			
	10/01/24	10/01/24	BMW US CAPITAL LLC (CALLABLE) DTD 04/01/2022 3.450% 04/01/2027	05565ECA1		0.00	6,037.50	6,037.50			
	10/01/24	10/25/24	FHMS K743 A2 DTD 06/01/2021 1.770% 05/01/2028	3137H14B9		0.00	1,475.00	1,475.00			
	10/01/24	10/25/24	FHMS K528 A2 DTD 09/01/2024 4.508% 07/01/2029	3137HFNZ4		0.00	2,178.87	2,178.87			

Managed Account Security Transactions & Interest

For the Month Ending October 31, 2024

CITY OF HAYWARD - 35310000

Transaction Type	Trade	Settle	Security Description	CUSIP	Par	Principal Proceeds	Accrued Interest	Total	Realized G/L Cost	Realized G/L Amort Cost	Sale Method
INTEREST											
	10/01/24	10/25/24	FNA 2017-M15 A2 DTD 12/01/2017 2.960% 09/01/2027	3136AY6X6		0.00	2,351.61	2,351.61			
	10/01/24	10/25/24	FHMS K065 A2 DTD 07/01/2017 3.243% 04/01/2027	3137F1G44		0.00	4,999.63	4,999.63			
	10/01/24	10/25/24	FHMS K068 A2 DTD 10/01/2017 3.244% 08/01/2027	3137FBBX3		0.00	2,568.17	2,568.17			
	10/01/24	10/25/24	FHMS K069 A2 DTD 11/01/2017 3.187% 09/01/2027	3137FBU79		0.00	3,202.27	3,202.27			
	10/01/24	10/25/24	FNA 2023-M6 A2 DTD 07/01/2023 4.181% 07/01/2028	3136BQDE6		0.00	2,996.52	2,996.52			
	10/01/24	10/25/24	FHMS K524 A2 DTD 07/01/2024 4.720% 05/01/2029	3137HDV56		0.00	7,099.67	7,099.67			
	10/01/24	10/25/24	FHMS K063 A2 DTD 03/01/2017 3.430% 01/01/2027	3137BVZ82		0.00	2,858.33	2,858.33			
	10/01/24	10/25/24	FHMS K061 A2 DTD 01/01/2017 3.347% 11/01/2026	3137BTUM1		0.00	3,392.92	3,392.92			
	10/01/24	10/25/24	FHMS K514 A2 DTD 02/01/2024 4.572% 12/01/2028	3137HBLV4		0.00	4,191.00	4,191.00			
	10/01/24	10/25/24	FHMS K505 A2 DTD 07/01/2023 4.819% 06/01/2028	3137HACX2		0.00	7,228.50	7,228.50			
	10/01/24	10/25/24	FHMS K522 A2 DTD 06/01/2024 4.803% 05/01/2029	3137HDJJ0		0.00	7,404.63	7,404.63			
	10/01/24	10/25/24	FNA 2016-M3 A2 DTD 03/01/2016 2.702% 02/01/2026	3136ARTE8		0.00	1,090.75	1,090.75			
	10/01/24	10/25/24	FHMS K054 A2 DTD 04/01/2016 2.745% 01/01/2026	3137BNGT5		0.00	3,900.19	3,900.19			
	10/01/24	10/25/24	FHMS KJ46 A1 DTD 07/01/2023 4.777% 06/01/2028	3137HAD45		0.00	2,862.81	2,862.81			
	10/01/24	10/25/24	FHMS K506 A2 DTD 09/01/2023 4.650% 08/01/2028	3137HAMH6		0.00	7,071.88	7,071.88			
	10/01/24	10/25/24	FHMS K520 A2 DTD 04/01/2024 5.180% 03/01/2029	3137HCKV3		0.00	4,748.33	4,748.33			
	10/01/24	10/25/24	FHMS K526 A2 DTD 08/01/2024 4.543% 07/01/2029	3137HDXL9		0.00	7,647.38	7,647.38			



Managed Account Security Transactions & Interest

For the Month Ending October 31, 2024

CITY OF HAYWARD - 35310000

Transaction Type	Trade	Settle	Security Description	CUSIP	Par	Principal Proceeds	Accrued Interest	Total	Realized G/L Cost	Realized G/L Amort Cost	Sale Method
INTEREST											
	10/01/24	10/25/24	FHMS K053 A2 DTD 03/01/2016 2.995% 12/01/2025	3137BN6G4		0.00	2,121.46	2,121.46			
	10/01/24	10/25/24	FHMS K067 A2 DTD 09/01/2017 3.194% 07/01/2027	3137FAWS3		0.00	3,194.00	3,194.00			
	10/01/24	10/25/24	FNA 2017-M12 A2 DTD 10/01/2017 3.061% 06/01/2027	3136AX7E9		0.00	2,306.24	2,306.24			
	10/01/24	10/25/24	FHMS K527 A2 DTD 08/01/2024 4.618% 07/01/2029	3137HFF59		0.00	6,157.33	6,157.33			
	10/13/24	10/13/24	AMAZON.COM INC (CALLABLE) DTD 04/13/2022 3.300% 04/13/2027	023135CF1		0.00	7,012.50	7,012.50			
	10/13/24	10/13/24	JOHN DEERE CAPITAL CORP DTD 10/13/2021 1.300% 10/13/2026	24422E VW6		0.00	2,925.00	2,925.00			
	10/15/24	10/15/24	NAROT 2024-A A3 DTD 05/22/2024 5.280% 12/15/2028	65479UAD0		0.00	4,686.00	4,686.00			
	10/15/24	10/15/24	HOME DEPOT INC (CALLABLE) DTD 03/28/2022 2.875% 04/15/2027	437076CN0		0.00	6,468.75	6,468.75			
	10/15/24	10/15/24	USAOT 2024-A A3 DTD 07/30/2024 5.030% 03/15/2029	90327VAC2		0.00	2,242.54	2,242.54			
	10/15/24	10/15/24	CARMX 2021-3 A3 DTD 07/28/2021 0.550% 06/15/2026	14317DAC4		0.00	65.81	65.81			
	10/15/24	10/15/24	COMET 2022-A2 A DTD 06/14/2022 3.490% 05/15/2027	14041NGA3		0.00	1,846.79	1,846.79			
	10/15/24	10/15/24	TAOT 2024-C A3 DTD 07/30/2024 4.880% 03/15/2029	89237OAD2		0.00	2,704.33	2,704.33			
	10/15/24	10/15/24	COPAR 2021-1 A3 DTD 10/27/2021 0.770% 09/15/2026	14044CAC6		0.00	77.28	77.28			
	10/15/24	10/15/24	KCOT 2022-2A A3 DTD 07/21/2022 4.090% 12/15/2026	50117JAC7		0.00	1,712.91	1,712.91			
	10/15/24	10/15/24	KCOT 2021-2A A3 DTD 07/28/2021 0.560% 11/17/2025	50117XAE2		0.00	40.28	40.28			
	10/15/24	10/15/24	BAAT 2024-1A A3 DTD 05/22/2024 5.350% 11/15/2028	09709AAC6		0.00	913.96	913.96			
	10/15/24	10/15/24	KCOT 2024-2A A3 DTD 06/25/2024 5.260% 11/15/2028	50117DAC0		0.00	2,717.67	2,717.67			

Managed Account Security Transactions & Interest

For the Month Ending October 31, 2024

CITY OF HAYWARD - 35310000

Transaction Type	Trade	Settle	Security Description	CUSIP	Par	Principal Proceeds	Accrued Interest	Total	Realized G/L Cost	Realized G/L Amort Cost	Sale Method
INTEREST											
	10/15/24	10/15/24	KCOT 2023-2A A3	500945AC4		0.00	1,034.00	1,034.00			
			DTD 07/26/2023 5.280% 01/18/2028								
	10/15/24	10/15/24	BANK OF NY MELLON CORP (CALLABLE)	06406RAV9		0.00	2,362.50	2,362.50			
			DTD 07/27/2021 1.050% 10/15/2026								
	10/15/24	10/15/24	CARMX 2021-2 A3	14314OAC8		0.00	8.56	8.56			
			DTD 04/21/2021 0.520% 02/17/2026								
	10/15/24	10/15/24	BACCT 2024-A1 A	05522RDJ4		0.00	4,642.42	4,642.42			
			DTD 06/13/2024 4.930% 05/15/2029								
	10/15/24	10/15/24	UNITEDHEALTH GROUP INC (CALLABLE)	91324PEZ1		0.00	14,648.33	14,648.33			
			DTD 03/21/2024 4.700% 04/15/2029								
	10/15/24	10/15/24	KCOT 2021-1A A3	50117TAC5		0.00	0.96	0.96			
			DTD 04/14/2021 0.620% 08/15/2025								
	10/18/24	10/18/24	HAROT 2024-2 A3	437930AC4		0.00	4,150.13	4,150.13			
			DTD 05/21/2024 5.270% 11/20/2028								
	10/21/24	10/21/24	HAROT 2024-3 A3	43813YAC6		0.00	3,960.67	3,960.67			
			DTD 08/21/2024 4.570% 03/21/2029								
	10/21/24	10/21/24	GOLDMAN SACHS GROUP INC (CALLABLE)	38141GYM0		0.00	4,870.00	4,870.00			
			DTD 10/21/2021 1.948% 10/21/2027								
	10/21/24	10/21/24	CITIGROUP INC (CALLABLE)	172967KY6		0.00	6,400.00	6,400.00			
			DTD 10/21/2016 3.200% 10/21/2026								
	10/23/24	10/23/24	WELLS FARGO & COMPANY	949746SH5		0.00	9,750.00	9,750.00			
			DTD 10/25/2016 3.000% 10/23/2026								
	10/25/24	10/25/24	CHAOT 2024-5A A3	16144OAC9		0.00	1,277.80	1,277.80			
			DTD 09/24/2024 4.180% 08/27/2029								
	10/25/24	10/25/24	CHAOT 2024-4A A3	16144YAC2		0.00	3,149.25	3,149.25			
			DTD 07/30/2024 4.940% 07/25/2029								
	10/25/24	10/25/24	BMWOT 2024-A A3	096919AD7		0.00	3,367.00	3,367.00			
			DTD 06/11/2024 5.180% 02/26/2029								
	10/25/24	10/25/24	PNC BANK NA (CALLABLE)	69353RFG8		0.00	13,950.00	13,950.00			
			DTD 10/23/2017 3.100% 10/25/2027								



Managed Account Security Transactions & Interest

For the Month Ending October 31, 2024

CITY OF HAYWARD - 35310000

Transaction Type	Trade	Settle	Security Description	CUSIP	Par	Principal Proceeds	Accrued Interest	Total	Realized G/L Cost	Realized G/L Amort Cost	Sale Method
INTEREST											
	10/31/24	10/31/24	US TREASURY N/B DTD 11/01/2021 1.125% 10/31/2026	91282CDG3		0.00	28,125.00	28,125.00			
	10/31/24	10/31/24	US TREASURY N/B DTD 05/02/2022 2.750% 04/30/2027	91282CEN7		0.00	13,062.50	13,062.50			
	10/31/24	10/31/24	US TREASURY N/B DTD 05/01/2023 3.500% 04/30/2028	91282CHA2		0.00	114,625.00	114,625.00			
	10/31/24	10/31/24	US TREASURY N/B DTD 10/31/2022 4.125% 10/31/2027	91282CFU0		0.00	133,031.25	133,031.25			
	10/31/24	10/31/24	US TREASURY N/B DTD 11/02/2020 0.250% 10/31/2025	91282CAT8		0.00	12,500.00	12,500.00			
Transaction Type Sub-Total						0.00	537,152.28	537,152.28			
PAYDOWNS											
	10/01/24	10/25/24	FHMS K061 A2 DTD 01/01/2017 3.347% 11/01/2026	3137BTUM1	2,515.97	2,515.97	0.00	2,515.97	77.45	47.54	
	10/01/24	10/25/24	FNA 2016-M3 A2 DTD 03/01/2016 2.702% 02/01/2026	3136ARTE8	799.62	799.62	0.00	799.62	27.08	10.93	
	10/01/24	10/25/24	FHMS K069 A2 DTD 11/01/2017 3.187% 09/01/2027	3137FBU79	440.57	440.57	0.00	440.57	17.29	16.86	
	10/01/24	10/25/24	FHMS K069 A2 DTD 11/01/2017 3.187% 09/01/2027	3137FBU79	1,609.79	1,609.79	0.00	1,609.79	77.85	71.71	
	10/01/24	10/25/24	FNA 2017-M15 A2 DTD 12/01/2017 2.960% 09/01/2027	3136AY6X6	1,667.19	1,667.19	0.00	1,667.19	114.69	84.02	
	10/01/24	10/25/24	FHMS KJ46 A1 DTD 07/01/2023 4.777% 06/01/2028	3137HAD45	560.52	560.52	0.00	560.52	0.01	0.01	
	10/01/24	10/25/24	FNA 2023-M6 A2 DTD 07/01/2023 4.181% 07/01/2028	3136BQDE6	5.44	5.44	0.00	5.44	0.09	0.07	
	10/01/24	10/25/24	FNA 2017-M12 A2 DTD 10/01/2017 3.061% 06/01/2027	3136AX7E9	9,726.22	9,726.22	0.00	9,726.22	632.59	452.37	
	10/15/24	10/15/24	CARMX 2021-2 A3 DTD 04/21/2021 0.520% 02/17/2026	14314OAC8	9,764.51	9,764.51	0.00	9,764.51	2.11	0.59	
	10/15/24	10/15/24	COPAR 2021-1 A3 DTD 10/27/2021 0.770% 09/15/2026	14044CAC6	14,263.85	14,263.85	0.00	14,263.85	0.27	0.10	

Managed Account Security Transactions & Interest

For the Month Ending October 31, 2024

CITY OF HAYWARD - 35310000

Transaction Type	Trade	Settle	Security Description	CUSIP	Par	Principal Proceeds	Accrued Interest	Total	Realized G/L Cost	Realized G/L Amort Cost	Sale Method
PAYDOWNS											
	10/15/24	10/15/24	CARMX 2021-3 A3 DTD 07/28/2021 0.550% 06/15/2026	14317DAC4	19,039.66	19,039.66	0.00	19,039.66	3.13	1.07	
	10/15/24	10/15/24	KCOT 2021-1A A3 DTD 04/14/2021 0.620% 08/15/2025	50117TAC5	1,849.40	1,849.40	0.00	1,849.40	0.38	0.08	
	10/15/24	10/15/24	KCOT 2022-2A A3 DTD 07/21/2022 4.090% 12/15/2026	50117JAC7	34,351.49	34,351.49	0.00	34,351.49	6.30	3.10	
	10/15/24	10/15/24	KCOT 2021-2A A3 DTD 07/28/2021 0.560% 11/17/2025	50117XAE2	22,657.69	22,657.69	0.00	22,657.69	0.86	0.22	

Transaction Type Sub-Total					119,251.92	119,251.92	0.00	119,251.92	960.10	688.67	
-----------------------------------	--	--	--	--	-------------------	-------------------	-------------	-------------------	---------------	---------------	--

SELL											
	10/01/24	10/04/24	US TREASURY N/B DTD 10/17/2022 4.250% 10/15/2025	91282CFP1	3,500,000.00	3,511,484.38	69,904.37	3,581,388.75	(20,097.65)	(1,979.16)	FIFO
	10/08/24	10/16/24	US TREASURY N/B DTD 07/31/2020 0.250% 07/31/2025	91282CAB7	1,200,000.00	1,162,828.13	627.72	1,163,455.85	1,546.88	(28,613.93)	FIFO
	10/09/24	10/15/24	HERSHEY COMPANY (CALLABLE) DTD 06/01/2020 0.900% 06/01/2025	427866BF4	475,000.00	463,766.25	1,591.25	465,357.50	5,168.00	(8,046.48)	FIFO
	10/09/24	10/16/24	US TREASURY N/B DTD 07/31/2020 0.250% 07/31/2025	91282CAB7	150,000.00	145,353.52	78.46	145,431.98	193.36	(3,576.74)	FIFO
	10/10/24	10/17/24	US TREASURY N/B DTD 07/31/2020 0.250% 07/31/2025	91282CAB7	450,000.00	436,060.55	238.45	436,299.00	580.08	(10,741.36)	FIFO
	10/22/24	10/23/24	HERSHEY COMPANY (CALLABLE) DTD 05/04/2023 4.250% 05/04/2028	427866BH0	240,000.00	240,247.20	4,788.34	245,035.54	590.40	489.54	FIFO
	10/22/24	10/23/24	UNILEVER CAPITAL CORP DTD 07/28/2016 2.000% 07/28/2026	904764AU1	475,000.00	457,211.25	2,243.06	459,454.31	(11,504.50)	(15,283.73)	FIFO
	10/22/24	10/23/24	HERSHEY COMPANY (CALLABLE) DTD 05/04/2023 4.250% 05/04/2028	427866BH0	160,000.00	160,164.80	3,192.22	163,357.02	251.20	225.81	FIFO
	10/22/24	10/23/24	ASTRAZENECA FINANCE LLC (CALLABLE) DTD 05/28/2021 1.200% 05/28/2026	04636NAA1	450,000.00	428,949.00	2,175.00	431,124.00	(14,589.00)	(18,753.13)	FIFO
	10/22/24	10/23/24	ABBOTT LABORATORIES (CALLABLE) DTD 11/22/2016 3.750% 11/30/2026	002824BF6	600,000.00	594,720.00	8,937.50	603,657.50	(36,570.00)	(19,246.11)	FIFO



Managed Account Security Transactions & Interest

For the Month Ending **October 31, 2024**

CITY OF HAYWARD - 35310000

Transaction Type		Security Description	CUSIP	Par	Principal Proceeds	Accrued Interest	Total	Realized G/L Cost	Realized G/L Amort Cost	Sale Method
Trade	Settle									
SELL										
10/22/24	10/23/24	BRISTOL-MYERS SQUIBB CO (CALLABLE) DTD 11/13/2020 0.750% 11/13/2025	110122DN5	500,000.00	481,370.00	1,666.67	483,036.67	7,610.00	(11,183.25)	FIFO
10/30/24	11/01/24	PROCTER & GAMBLE CO/THE DTD 02/01/2022 1.900% 02/01/2027	742718FV6	250,000.00	237,760.00	1,187.50	238,947.50	(12,322.50)	(12,277.17)	FIFO
10/30/24	11/01/24	JOHNSON & JOHNSON (CALLABLE) DTD 03/03/2017 2.950% 03/03/2027	478160CE2	450,000.00	437,265.00	2,138.75	439,403.75	(24,048.00)	(18,059.51)	FIFO
10/31/24	11/01/24	PROCTER & GAMBLE CO/THE DTD 02/01/2022 1.900% 02/01/2027	742718FV6	400,000.00	379,916.00	1,900.00	381,816.00	(20,216.00)	(20,143.47)	FIFO
10/31/24	11/04/24	COMET 2022-A2 A DTD 06/14/2022 3.490% 05/15/2027	14041NGA3	635,000.00	630,832.81	1,169.63	632,002.44	(4,065.72)	(4,114.99)	FIFO
10/31/24	11/04/24	US TREASURY N/B DTD 07/31/2020 0.250% 07/31/2025	91282CAB7	1,700,000.00	1,649,597.66	1,108.70	1,650,706.36	4,449.22	(39,078.42)	FIFO
Transaction Type Sub-Total				11,635,000.00	11,417,526.55	102,947.62	11,520,474.17	(123,024.23)	(210,382.10)	
Managed Account Sub-Total					(865,323.39)	620,706.92	(244,616.47)	(122,064.13)	(209,693.43)	
Total Security Transactions					(865,323.39)	\$620,706.92	(\$244,616.47)	(\$122,064.13)	(\$209,693.43)	

Bolded items are forward settling trades.



Account Statement

For the Month Ending October 31, 2024

City of Hayward - Investment Portfolio Sweep - 6221-001

Trade Date	Settlement Date	Transaction Description	Share or Unit Price	Dollar Amount of Transaction	Total Shares Owned
CAMP Pool					
Opening Balance					234,148.76
10/01/24	10/01/24	Purchase - Interest 05565ECA1	1.00	6,037.50	240,186.26
10/01/24	10/01/24	Purchase - Interest 68607V4M4	1.00	29,738.10	269,924.36
10/04/24	10/04/24	Purchase - Interest 91282CFP1	1.00	69,904.37	339,828.73
10/04/24	10/04/24	Purchase - Principal 91282CFP1	1.00	3,511,484.38	3,851,313.11
10/04/24	10/04/24	Redemption - Interest 91282CLN9	1.00	(384.62)	3,850,928.49
10/04/24	10/04/24	Redemption - Principal 91282CLN9	1.00	(998,867.19)	2,852,061.30
10/04/24	10/04/24	Redemption - Interest 91282CLP4	1.00	(788.46)	2,851,272.84
10/04/24	10/04/24	Redemption - Principal 91282CLP4	1.00	(2,045,435.55)	805,837.29
10/04/24	10/04/24	Redemption - Principal 00440KAB9	1.00	(763,661.25)	42,176.04
10/15/24	10/15/24	Purchase - Interest 05522RDJ4	1.00	4,642.42	46,818.46
10/15/24	10/15/24	Purchase - Interest 09709AAC6	1.00	913.96	47,732.42
10/15/24	10/15/24	Purchase - Interest 14041NGA3	1.00	1,846.79	49,579.21
10/15/24	10/15/24	Purchase - Interest 14044CAC6	1.00	77.28	49,656.49
10/15/24	10/15/24	Purchase - Interest 14314QAC8	1.00	8.56	49,665.05
10/15/24	10/15/24	Purchase - Interest 14317DAC4	1.00	65.81	49,730.86
10/15/24	10/15/24	Purchase - Interest 500945AC4	1.00	1,034.00	50,764.86
10/15/24	10/15/24	Purchase - Interest 50117DAC0	1.00	2,717.67	53,482.53
10/15/24	10/15/24	Purchase - Interest 50117JAC7	1.00	1,712.91	55,195.44
10/15/24	10/15/24	Purchase - Interest 50117TAC5	1.00	0.96	55,196.40
10/15/24	10/15/24	Purchase - Interest 50117XAE2	1.00	40.28	55,236.68
10/15/24	10/15/24	Purchase - Interest 65479UADO	1.00	4,686.00	59,922.68





Account Statement

For the Month Ending **October 31, 2024**

City of Hayward - Investment Portfolio Sweep - 6221-001

Trade Date	Settlement Date	Transaction Description	Share or Unit Price	Dollar Amount of Transaction	Total Shares Owned
CAMP Pool					
10/15/24	10/15/24	Purchase - Interest 89237QAD2	1.00	2,704.33	62,627.01
10/15/24	10/15/24	Purchase - Interest 90327VAC2	1.00	2,242.54	64,869.55
10/15/24	10/15/24	Purchase - Principal 427866BF4	1.00	463,766.25	528,635.80
10/15/24	10/15/24	Purchase - Interest 427866BF4	1.00	1,591.25	530,227.05
10/15/24	10/15/24	Purchase - Principal 14314QAC8	1.00	9,764.51	539,991.56
10/15/24	10/15/24	Purchase - Principal 14317DAC4	1.00	19,039.67	559,031.23
10/15/24	10/15/24	Purchase - Principal 14044CAC6	1.00	14,263.85	573,295.08
10/15/24	10/15/24	Purchase - Principal 50117JAC7	1.00	34,351.49	607,646.57
10/16/24	10/16/24	Purchase-Interest 023135CF1	1.00	7,012.50	614,659.07
10/16/24	10/16/24	Purchase-Interest 91324PEZ1	1.00	14,648.33	629,307.40
10/16/24	10/16/24	Purchase-Interest 437076CN0	1.00	6,468.75	635,776.15
10/16/24	10/16/24	Purchase-Interest 24422EVW6	1.00	2,925.00	638,701.15
10/16/24	10/16/24	Purchase-Interest 06406RAV9	1.00	2,362.50	641,063.65
10/16/24	10/16/24	Purchase - Interest 91282CAB7	1.00	627.72	641,691.37
10/16/24	10/16/24	Purchase - Principal 91282CAB7	1.00	145,353.52	787,044.89
10/16/24	10/16/24	Purchase - Principal 91282CAB7	1.00	1,162,828.13	1,949,873.02
10/16/24	10/16/24	Purchase - Interest 91282CAB7	1.00	78.46	1,949,951.48
10/16/24	10/16/24	Purchase - Principal 91282CAB7	1.00	1,162,828.13	3,112,779.61
10/16/24	10/16/24	Purchase-Principal 50117XAE2	1.00	22,657.69	3,135,437.30
10/16/24	10/16/24	Purchase-Principal 50117TAC5	1.00	1,849.38	3,137,286.68
10/16/24	10/16/24	Redemption - Interest 3137HH6C0	1.00	(2,645.03)	3,134,641.65
10/16/24	10/16/24	Redemption - Principal 3137HH6C0	1.00	(1,351,482.78)	1,783,158.87



Account Statement

For the Month Ending October 31, 2024

City of Hayward - Investment Portfolio Sweep - 6221-001

Trade Date	Settlement Date	Transaction Description	Share or Unit Price	Dollar Amount of Transaction	Total Shares Owned
CAMP Pool					
10/16/24	10/16/24	Redemption - Principal 38014AAD3	1.00	(599,884.44)	1,183,274.43
10/17/24	10/17/24	Purchase - Interest 91282CAB7	1.00	238.45	1,183,512.88
10/17/24	10/17/24	Purchase - Principal 91282CAB7	1.00	436,060.55	1,619,573.43
10/17/24	10/17/24	CUSIP 91282CAB7 Interest SELL	1.00	1,308,181.65	2,927,755.08
10/17/24	10/17/24	Redemption - Principal 89239TAD4	1.00	(434,975.73)	2,492,779.35
10/18/24	10/18/24	Purchase - Interest 437930AC4	1.00	4,150.13	2,496,929.48
10/18/24	10/18/24	Reversal of 10/16/24 Duplicated "Purchase - Principal 91282CAB7"	1.00	(1,162,828.13)	1,334,101.35
10/18/24	10/18/24	CUSIP 91282CAB7 Interest	1.00	(1,308,181.65)	25,919.70
10/21/24	10/21/24	Purchase - Interest 172967KY6	1.00	6,400.00	32,319.70
10/21/24	10/21/24	Purchase - Interest 38141GYM0	1.00	4,870.00	37,189.70
10/21/24	10/21/24	Purchase - Interest 43813YAC6	1.00	3,960.67	41,150.37
10/23/24	10/23/24	Purchase - Interest 949746SH5	1.00	9,750.00	50,900.37
10/23/24	10/23/24	Purchase - Principal 002824BF6	1.00	594,720.00	645,620.37
10/23/24	10/23/24	Purchase - Interest 002824BF6	1.00	8,937.50	654,557.87
10/23/24	10/23/24	Purchase - Principal 04636NAA1	1.00	428,949.00	1,083,506.87
10/23/24	10/23/24	Purchase - Interest 04636NAA1	1.00	2,175.00	1,085,681.87
10/23/24	10/23/24	Purchase - Principal 110122DN5	1.00	481,370.00	1,567,051.87
10/23/24	10/23/24	Purchase - Interest 110122DN5	1.00	1,666.67	1,568,718.54
10/23/24	10/23/24	Purchase - Principal 427866BH0	1.00	400,412.00	1,969,130.54
10/23/24	10/23/24	Purchase - Interest 427866BH0	1.00	7,980.56	1,977,111.10
10/23/24	10/23/24	Purchase - Interest 904764AU1	1.00	2,243.06	1,979,354.16
10/23/24	10/23/24	Purchase - Principal 904764AU1	1.00	457,211.25	2,436,565.41





Account Statement

For the Month Ending October 31, 2024

City of Hayward - Investment Portfolio Sweep - 6221-001

Trade Date	Settlement Date	Transaction Description	Share or Unit Price	Dollar Amount of Transaction	Total Shares Owned
CAMP Pool					
10/23/24	10/23/24	Redemption - Principal 91282CCH2	1.00	(407,794.92)	2,028,770.49
10/23/24	10/23/24	Redemption - Interest 91282CCH2	1.00	(1,757.81)	2,027,012.68
10/23/24	10/23/24	Redemption - Interest 91282CLP4	1.00	(4,423.08)	2,022,589.60
10/23/24	10/23/24	Redemption - Principal 91282CLP4	1.00	(1,979,843.75)	42,745.85
10/25/24	10/25/24	Purchase - Interest 69353RFG8	1.00	13,950.00	56,695.85
10/25/24	10/25/24	Purchase - Interest 096919AD7	1.00	3,367.00	60,062.85
10/25/24	10/25/24	Purchase - Interest 16144QAC9	1.00	1,277.80	61,340.65
10/25/24	10/25/24	Purchase - Interest 16144YAC2	1.00	3,149.25	64,489.90
10/25/24	10/25/24	Purchase - Interest 3136ARTE8	1.00	1,090.75	65,580.65
10/25/24	10/25/24	Purchase - Interest 3136AX7E9	1.00	2,306.24	67,886.89
10/25/24	10/25/24	Purchase - Interest 3136AY6X6	1.00	2,351.61	70,238.50
10/25/24	10/25/24	Purchase - Interest 3136BQDE6	1.00	2,996.52	73,235.02
10/25/24	10/25/24	Purchase - Interest 3137BN6G4	1.00	2,121.46	75,356.48
10/25/24	10/25/24	Purchase - Interest 3137BNGT5	1.00	3,900.19	79,256.67
10/25/24	10/25/24	Purchase - Interest 3137BTUM1	1.00	3,392.92	82,649.59
10/25/24	10/25/24	Purchase - Interest 3137BVZ82	1.00	2,858.33	85,507.92
10/25/24	10/25/24	Purchase - Interest 3137F1G44	1.00	4,999.63	90,507.55
10/25/24	10/25/24	Purchase - Interest 3137FAWS3	1.00	3,194.00	93,701.55
10/25/24	10/25/24	Purchase - Interest 3137FBBX3	1.00	2,568.17	96,269.72
10/25/24	10/25/24	Purchase - Interest 3137FBU79	1.00	3,202.27	99,471.99
10/25/24	10/25/24	Purchase - Interest 3137H14B9	1.00	1,475.00	100,946.99
10/25/24	10/25/24	Purchase - Interest 3137HACX2	1.00	7,228.50	108,175.49



Account Statement

For the Month Ending October 31, 2024

City of Hayward - Investment Portfolio Sweep - 6221-001

Trade Date	Settlement Date	Transaction Description	Share or Unit Price	Dollar Amount of Transaction	Total Shares Owned
CAMP Pool					
10/25/24	10/25/24	Purchase - Interest 3137HAD45	1.00	2,862.81	111,038.30
10/25/24	10/25/24	Purchase - Interest 3137HAMH6	1.00	7,071.88	118,110.18
10/25/24	10/25/24	Purchase - Interest 3137HBLV4	1.00	4,191.00	122,301.18
10/25/24	10/25/24	Purchase - Interest 3137HCKV3	1.00	4,748.33	127,049.51
10/25/24	10/25/24	Purchase - Interest 3137HDJJ0	1.00	7,404.63	134,454.14
10/25/24	10/25/24	Purchase - Interest 3137HDV56	1.00	7,099.67	141,553.81
10/25/24	10/25/24	Purchase - Interest 3137HDXL9	1.00	7,647.38	149,201.19
10/25/24	10/25/24	Purchase - Interest 3137HFF59	1.00	6,157.33	155,358.52
10/25/24	10/25/24	Purchase - Interest 3137HFNZ4	1.00	2,178.87	157,537.39
10/25/24	10/25/24	Purchase - Principal 3137HAD45	1.00	560.52	158,097.91
10/25/24	10/25/24	Purchase - Principal 3137FBU79	1.00	1,609.79	159,707.70
10/25/24	10/25/24	Purchase - Principal 3137FBU79	1.00	440.58	160,148.28
10/25/24	10/25/24	Purchase - Principal 3137BTUM1	1.00	2,515.97	162,664.25
10/25/24	10/25/24	Purchase - Principal 3136ARTE8	1.00	799.62	163,463.87
10/25/24	10/25/24	Purchase - Principal 3136AX7E9	1.00	9,726.22	173,190.09
10/25/24	10/25/24	Purchase - Principal 3136AY6X6	1.00	1,667.19	174,857.28
10/25/24	10/25/24	Purchase - Principal 3136BQDE6	1.00	5.44	174,862.72
10/29/24	10/29/24	uplicated trade 10/17 reversed 10/18. Int adj 10/17-10/17	1.00	(341.50)	174,521.22
10/31/24	10/31/24	Purchase - Interest 91282CAT8	1.00	12,500.00	187,021.22
10/31/24	10/31/24	Purchase - Interest 91282CDG3	1.00	28,125.00	215,146.22
10/31/24	10/31/24	Purchase - Interest 91282CEN7	1.00	13,062.50	228,208.72
10/31/24	10/31/24	Purchase - Interest 91282CFU0	1.00	133,031.25	361,239.97





Account Statement

For the Month Ending **October 31, 2024**

City of Hayward - Investment Portfolio Sweep - 6221-001

Trade Date	Settlement Date	Transaction Description	Share or Unit Price	Dollar Amount of Transaction	Total Shares Owned
CAMP Pool					
10/31/24	10/31/24	Purchase - Interest 91282CHA2	1.00	114,625.00	475,864.97
10/31/24	11/01/24	Accrual Income Div Reinvestment - Distributions	1.00	1,008.96	476,873.93
Closing Balance					476,873.93

	Month of October	Fiscal YTD January-October
Opening Balance	234,148.76	0.00
Purchases	11,306,021.06	124,396,216.25
Redemptions (Excl. Checks)	(11,063,295.89)	(123,919,342.32)
Check Disbursements	0.00	0.00
Closing Balance	476,873.93	476,873.93
Cash Dividends and Income	1,008.96	344,353.86

Closing Balance	476,873.93
Average Monthly Balance	236,397.70
Monthly Distribution Yield	5.03%

Managed Account Summary Statement

For the Month Ending **October 31, 2024**

CITY OF HAYWARD - SHORT TERM - 35310001

Transaction Summary - Managed Account

Opening Market Value	\$49,206,100.92
Maturities/Calls	(4,578,000.00)
Principal Dispositions	(10,056,537.39)
Principal Acquisitions	14,755,328.06
Unsettled Trades	0.00
Change in Current Value	(29,275.75)
Closing Market Value	\$49,297,615.84

Cash Transactions Summary - Managed Account

Maturities/Calls	4,578,000.00
Sale Proceeds	10,056,537.39
Coupon/Interest/Dividend Income	213,223.56
Principal Payments	0.00
Security Purchases	(14,847,760.95)
Net Cash Contribution	0.00
Reconciling Transactions	0.00

Earnings Reconciliation (Cash Basis) - Managed Account

Interest/Dividends/Coupons Received	213,223.56
Less Purchased Interest Related to Interest/Coupons	(92,432.89)
Plus Net Realized Gains/Losses	(4,113.05)
Total Cash Basis Earnings	\$116,677.62

Cash Balance

Closing Cash Balance **\$0.00**

Earnings Reconciliation (Accrual Basis)

	Total
Ending Amortized Value of Securities	49,228,073.51
Ending Accrued Interest	433,635.19
Plus Proceeds from Sales	10,056,537.39
Plus Proceeds of Maturities/Calls/Principal Payments	4,578,000.00
Plus Coupons/Dividends Received	197,093.75
Less Cost of New Purchases	(14,847,760.95)
Less Beginning Amortized Value of Securities	(49,049,805.52)
Less Beginning Accrued Interest	(407,513.26)
Dividends	16,129.81
Total Accrual Basis Earnings	\$204,389.92



Managed Account Issuer Summary

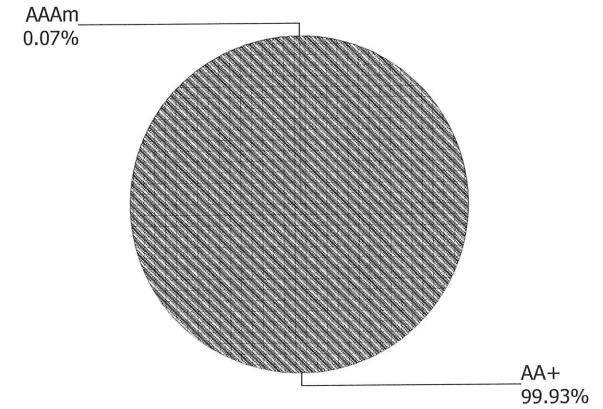
For the Month Ending **October 31, 2024**

CITY OF HAYWARD - SHORT TERM - 35310001

Issuer Summary

Issuer	Market Value of Holdings	Percent
CAMP Pool	32,927.12	0.07
United States Treasury	49,264,688.72	99.93
Total	\$49,297,615.84	100.00%

Credit Quality (S&P Ratings)



Managed Account Detail of Securities Held

For the Month Ending October 31, 2024

CITY OF HAYWARD - SHORT TERM - 35310001

Security Type/Description Dated Date/Coupon/Maturity	CUSIP	Par	S&P Rating	Moody's Rating	Trade Date	Settle Date	Original Cost	YTM at Cost	Accrued Interest	Amortized Cost	Market Value
U.S. Treasury Bond / Note											
US TREASURY N/B DTD 11/30/2022 4.500% 11/30/2024	91282CFX4	4,820,000.00	AA+	Aaa	07/31/23	08/01/23	4,771,611.72	5.29	91,263.93	4,817,118.56	4,819,031.18
US TREASURY N/B DTD 01/03/2023 4.250% 12/31/2024	91282CGD7	4,890,000.00	AA+	Aaa	08/25/23	08/31/23	4,824,290.63	5.30	70,027.99	4,881,920.98	4,886,992.65
US TREASURY N/B DTD 01/31/2020 1.375% 01/31/2025	912828Z52	2,800,000.00	AA+	Aaa	06/26/24	06/27/24	2,736,234.38	5.32	9,729.62	2,773,318.83	2,777,989.20
US TREASURY N/B DTD 02/15/2022 1.500% 02/15/2025	91282CDZ1	2,800,000.00	AA+	Aaa	06/26/24	06/27/24	2,733,937.50	5.33	8,902.17	2,769,848.85	2,775,040.80
US TREASURY N/B DTD 03/15/2022 1.750% 03/15/2025	91282CED9	2,800,000.00	AA+	Aaa	06/26/24	06/27/24	2,731,859.38	5.25	6,361.88	2,764,565.29	2,771,826.40
US TREASURY N/B DTD 04/30/2018 2.875% 04/30/2025	9128284M9	2,790,000.00	AA+	Aaa	06/26/24	06/27/24	2,737,578.52	5.18	221.58	2,758,736.61	2,768,115.24
US TREASURY N/B DTD 05/31/2023 4.250% 05/31/2025	91282CHD6	2,765,000.00	AA+	Aaa	06/26/24	06/27/24	2,741,670.31	5.19	49,445.15	2,750,290.01	2,761,651.59
US TREASURY N/B DTD 07/02/2018 2.750% 06/30/2025	912828XZ8	2,775,000.00	AA+	Aaa	07/01/24	07/01/24	2,711,261.72	5.14	25,713.99	2,732,352.63	2,746,356.45
US TREASURY N/B DTD 07/31/2018 2.875% 07/31/2025	912828Y79	2,780,000.00	AA+	Aaa	07/01/24	07/01/24	2,715,929.69	5.09	20,198.44	2,735,453.55	2,750,028.82
US TREASURY N/B DTD 08/31/2018 2.750% 08/31/2025	9128284Z0	2,750,000.00	AA+	Aaa	08/14/24	08/15/24	2,703,593.75	4.42	12,952.35	2,713,012.97	2,713,100.50
US TREASURY N/B DTD 10/02/2023 5.000% 09/30/2025	91282CJB8	2,650,000.00	AA+	Aaa	08/15/24	08/15/24	2,665,630.86	4.45	11,648.35	2,662,726.04	2,664,596.20
US TREASURY N/B DTD 10/17/2022 4.250% 10/15/2025	91282CFP1	2,675,000.00	AA+	Aaa	08/15/24	08/15/24	2,669,357.42	4.43	5,309.58	2,670,365.75	2,673,098.08
US TREASURY N/B DTD 11/16/2015 2.250% 11/15/2025	912828M56	500,000.00	AA+	Aaa	10/25/24	10/31/24	489,941.41	4.25	5,197.01	489,967.12	489,480.50
US TREASURY N/B DTD 11/16/2015 2.250% 11/15/2025	912828M56	2,250,000.00	AA+	Aaa	08/15/24	08/15/24	2,191,728.52	4.40	23,386.55	2,201,354.02	2,202,662.25

Managed Account Detail of Securities Held

For the Month Ending October 31, 2024

CITY OF HAYWARD - SHORT TERM - 35310001

Security Type/Description Dated Date/Coupon/Maturity	CUSIP	Par	S&P Rating	Moody's Rating	Trade Date	Settle Date	Original Cost	YTM at Cost	Accrued Interest	Amortized Cost	Market Value
U.S. Treasury Bond / Note											
US TREASURY N/B DTD 01/02/2024 4.250% 12/31/2025	91282CJS1	2,625,000.00	AA+	Aaa	10/22/24	10/23/24	2,625,000.00	4.25	37,591.71	2,625,000.00	2,623,359.38
US TREASURY N/B DTD 01/31/2024 4.250% 01/31/2026	91282CJV4	2,650,000.00	AA+	Aaa	10/22/24	10/23/24	2,651,035.16	4.21	28,462.30	2,651,018.88	2,649,276.55
US TREASURY N/B DTD 02/29/2024 4.625% 02/28/2026	91282CKB6	2,700,000.00	AA+	Aaa	10/25/24	10/31/24	2,715,925.78	4.29	21,387.43	2,715,907.08	2,712,128.40
US TREASURY N/B DTD 04/01/2024 4.500% 03/31/2026	91282CKH3	1,475,000.00	AA+	Aaa	10/25/24	10/31/24	1,482,202.15	4.14	5,835.16	1,482,189.22	1,479,954.53
Security Type Sub-Total		49,495,000.00					48,898,788.90	4.87	433,635.19	49,195,146.39	49,264,688.72
Managed Account Sub-Total		49,495,000.00					48,898,788.90	4.87	433,635.19	49,195,146.39	49,264,688.72
Joint Powers Authority											
CAMP Pool		32,927.12	AAAm	NR			32,927.12		0.00	32,927.12	32,927.12
Liquid Sub-Total		32,927.12					32,927.12		0.00	32,927.12	32,927.12
Securities Sub-Total		\$49,527,927.12					\$48,931,716.02	4.87%	\$433,635.19	\$49,228,073.51	\$49,297,615.84
Accrued Interest											\$433,635.19
Total Investments											\$49,731,251.03



Managed Account Fair Market Value & Analytics

For the Month Ending **October 31, 2024**

CITY OF HAYWARD - SHORT TERM - 35310001

Security Type/Description	Dated Date/Coupon/Maturity	CUSIP	Par	Broker	Next Call Date	Market Price	Market Value	Unreal G/L On Cost	Unreal G/L Amort Cost	Effective Duration	YTM at Mkt
U.S. Treasury Bond / Note											
US TREASURY N/B	DTD 11/30/2022 4.500% 11/30/2024	91282CFX4	4,820,000.00	RBS		99.98	4,819,031.18	47,419.46	1,912.62	0.08	4.75
US TREASURY N/B	DTD 01/03/2023 4.250% 12/31/2024	91282CGD7	4,890,000.00	BMO		99.94	4,886,992.65	62,702.02	5,071.67	0.16	4.69
US TREASURY N/B	DTD 01/31/2020 1.375% 01/31/2025	912828Z52	2,800,000.00	BankofNY		99.21	2,777,989.20	41,754.82	4,670.37	0.25	5.32
US TREASURY N/B	DTD 02/15/2022 1.500% 02/15/2025	91282CDZ1	2,800,000.00	BMO		99.11	2,775,040.80	41,103.30	5,191.95	0.29	4.68
US TREASURY N/B	DTD 03/15/2022 1.750% 03/15/2025	91282CED9	2,800,000.00	BankofNY		98.99	2,771,826.40	39,967.02	7,261.11	0.36	5.09
US TREASURY N/B	DTD 04/30/2018 2.875% 04/30/2025	9128284M9	2,790,000.00	ASLC		99.22	2,768,115.24	30,536.72	9,378.63	0.49	4.27
US TREASURY N/B	DTD 05/31/2023 4.250% 05/31/2025	91282CHD6	2,765,000.00	WellsFar		99.88	2,761,651.59	19,981.28	11,361.58	0.56	4.42
US TREASURY N/B	DTD 07/02/2018 2.750% 06/30/2025	912828XZ8	2,775,000.00	MorganSt		98.97	2,746,356.45	35,094.73	14,003.82	0.65	5.11
US TREASURY N/B	DTD 07/31/2018 2.875% 07/31/2025	912828Y79	2,780,000.00	Nomura		98.92	2,750,028.82	34,099.13	14,575.27	0.73	4.60
US TREASURY N/B	DTD 08/31/2018 2.750% 08/31/2025	9128284Z0	2,750,000.00	ASLC		98.66	2,713,100.50	9,506.75	87.53	0.81	4.25
US TREASURY N/B	DTD 10/02/2023 5.000% 09/30/2025	91282CJB8	2,650,000.00	RBS		100.55	2,664,596.20	(1,034.66)	1,870.16	0.89	4.02
US TREASURY N/B	DTD 10/17/2022 4.250% 10/15/2025	91282CFP1	2,675,000.00	JPMorgan		99.93	2,673,098.08	3,740.66	2,732.33	0.93	4.29
US TREASURY N/B	DTD 11/16/2015 2.250% 11/15/2025	912828M56	500,000.00	CABRERA		97.90	489,480.50	(460.91)	(486.62)	1.00	4.34
US TREASURY N/B	DTD 11/16/2015 2.250% 11/15/2025	912828M56	2,250,000.00	MorganSt		97.90	2,202,662.25	10,933.73	1,308.23	1.00	4.34
US TREASURY N/B	DTD 01/02/2024 4.250% 12/31/2025	91282CJS1	2,625,000.00	MUFG		99.94	2,623,359.38	(1,640.62)	(1,640.62)	1.11	4.30
US TREASURY N/B	DTD 01/31/2024 4.250% 01/31/2026	91282CJV4	2,650,000.00	BMO		99.97	2,649,276.55	(1,758.61)	(1,742.33)	1.20	4.26
US TREASURY N/B	DTD 02/29/2024 4.625% 02/28/2026	91282CKB6	2,700,000.00	BOFAML		100.45	2,712,128.40	(3,797.38)	(3,778.68)	1.27	4.26

Managed Account Fair Market Value & Analytics

For the Month Ending October 31, 2024

CITY OF HAYWARD - SHORT TERM - 35310001

Security Type/Description Dated Date/Coupon/Maturity	CUSIP	Par	Broker	Next Call Date	Market Price	Market Value	Unreal G/L On Cost	Unreal G/L Amort Cost	Effective Duration	YTM at Mkt
U.S. Treasury Bond / Note										
US TREASURY N/B DTD 04/01/2024 4.500% 03/31/2026	91282CKH3	1,475,000.00	JPMorgan		100.34	1,479,954.53	(2,247.62)	(2,234.69)	1.35	4.24
Security Type Sub-Total		49,495,000.00				49,264,688.72	365,899.82	69,542.33	0.64	4.55
Managed Account Sub-Total		49,495,000.00				49,264,688.72	365,899.82	69,542.33	0.64	4.55
Joint Powers Authority										
CAMP Pool		32,927.12			1.00	32,927.12	0.00	0.00	0.00	
Liquid Sub-Total		32,927.12				32,927.12	0.00	0.00	0.00	
Securities Sub-Total		\$49,527,927.12				\$49,297,615.84	\$365,899.82	\$69,542.33	0.64	4.55%
Accrued Interest						\$433,635.19				
Total Investments						\$49,731,251.03				



Managed Account Security Transactions & Interest

For the Month Ending October 31, 2024

CITY OF HAYWARD - SHORT TERM - 35310001

Transaction Type	Trade	Settle	Security Description	CUSIP	Par	Principal Proceeds	Accrued Interest	Total	Realized G/L Cost	Realized G/L Amort Cost	Sale Method
BUY											
	10/22/24	10/23/24	US TREASURY N/B DTD 01/02/2024 4.250% 12/31/2025	91282CJS1	2,625,000.00	(2,625,000.00)	(34,863.28)	(2,659,863.28)			
	10/22/24	10/23/24	US TREASURY N/B DTD 01/31/2024 4.250% 01/31/2026	91282CJV4	2,650,000.00	(2,651,035.16)	(25,707.88)	(2,676,743.04)			
	10/25/24	10/31/24	US TREASURY N/B DTD 11/16/2015 2.250% 11/15/2025	912828M56	500,000.00	(489,941.41)	(5,166.44)	(495,107.85)			
	10/25/24	10/31/24	US TREASURY N/B DTD 04/01/2024 4.500% 03/31/2026	91282CKH3	1,475,000.00	(1,482,202.15)	(5,652.82)	(1,487,854.97)			
	10/25/24	10/31/24	US TREASURY N/B DTD 02/29/2024 4.625% 02/28/2026	91282CKB6	2,700,000.00	(2,715,925.78)	(21,042.47)	(2,736,968.25)			
Transaction Type Sub-Total					9,950,000.00	(9,964,104.50)	(92,432.89)	(10,056,537.39)			
INTEREST											
	10/15/24	10/15/24	US TREASURY N/B DTD 10/17/2022 4.250% 10/15/2025	91282CFP1		0.00	56,843.75	56,843.75			
	10/31/24	10/31/24	US TREASURY N/B DTD 04/30/2018 2.875% 04/30/2025	9128284M9		0.00	40,106.25	40,106.25			
	10/31/24	10/31/24	US TREASURY N/B DTD 10/31/2022 4.375% 10/31/2024	91282CFQ9		0.00	100,143.75	100,143.75			
Transaction Type Sub-Total						0.00	197,093.75	197,093.75			
MATURITY											
	10/31/24	10/31/24	US TREASURY N/B DTD 10/31/2022 4.375% 10/31/2024	91282CFQ9	4,578,000.00	4,578,000.00	0.00	4,578,000.00	(4,113.05)	0.00	
Transaction Type Sub-Total					4,578,000.00	4,578,000.00	0.00	4,578,000.00	(4,113.05)	0.00	
Managed Account Sub-Total						(5,386,104.50)	104,660.86	(5,281,443.64)	(4,113.05)	0.00	
Total Security Transactions						(\$5,386,104.50)	\$104,660.86	(\$5,281,443.64)	(\$4,113.05)	\$0.00	



Account Statement

For the Month Ending **October 31, 2024**

City of Hayward - Short Term Portfolio Sweep - 6221-002

Trade Date	Settlement Date	Transaction Description	Share or Unit Price	Dollar Amount of Transaction	Total Shares Owned
CAMP Pool					
Opening Balance					5,298,240.95
10/16/24	10/16/24	Purchase-Interest 91282CFP1	1.00	56,843.75	5,355,084.70
10/23/24	10/23/24	Redemption - Interest 91282CJS1	1.00	(34,863.28)	5,320,221.42
10/23/24	10/23/24	Redemption - Principal 91282CJS1	1.00	(2,625,000.00)	2,695,221.42
10/23/24	10/23/24	Redemption - Principal 91282CJV4	1.00	(2,651,035.16)	44,186.26
10/23/24	10/23/24	Redemption - Interest 91282CJV4	1.00	(25,707.88)	18,478.38
10/31/24	10/31/24	Purchase - Interest 9128284M9	1.00	40,106.25	58,584.63
10/31/24	10/31/24	Purchase - Interest 91282CFQ9	1.00	100,143.75	158,728.38
10/31/24	10/31/24	Purchase - Principal 91282CFQ9	1.00	4,578,000.00	4,736,728.38
10/31/24	10/31/24	Redemption - Principal 912828M56	1.00	(489,941.41)	4,246,786.97
10/31/24	10/31/24	Redemption - Interest 912828M56	1.00	(5,166.44)	4,241,620.53
10/31/24	10/31/24	Redemption - Principal 91282CKB6	1.00	(2,715,925.78)	1,525,694.75
10/31/24	10/31/24	Redemption - Interest 91282CKB6	1.00	(21,042.47)	1,504,652.28
10/31/24	10/31/24	Redemption - Principal 91282CKH3	1.00	(1,482,202.15)	22,450.13
10/31/24	10/31/24	Redemption - Interest 91282CKH3	1.00	(5,652.82)	16,797.31
10/31/24	11/01/24	Accrual Income Div Reinvestment - Distributions	1.00	16,129.81	32,927.12





Account Statement

For the Month Ending **October 31, 2024**

City of Hayward - Short Term Portfolio Sweep - 6221-002

Trade Date	Settlement Date	Transaction Description	Share or Unit Price	Dollar Amount of Transaction	Total Shares Owned
Closing Balance					32,927.12
	Month of October	Fiscal YTD January-October			
Opening Balance	5,298,240.95	0.00	Closing Balance	32,927.12	
Purchases	4,791,223.56	44,221,832.64	Average Monthly Balance	3,778,708.43	
Redemptions (Excl. Checks)	(10,056,537.39)	(44,188,905.52)	Monthly Distribution Yield	5.03%	
Check Disbursements	0.00	0.00			
Closing Balance	32,927.12	32,927.12			
Cash Dividends and Income	16,129.81	103,021.64			